



HAL
open science

Raman-tailored photonic crystal fiber for telecom band photon-pair generation

Martin Cordier, Adeline Orioux, Renaud Gabet, Thibault Harlé, Nicolas Dubreuil, Eleni Diamanti, Philippe Delaye, Isabelle Zaquine

► **To cite this version:**

Martin Cordier, Adeline Orioux, Renaud Gabet, Thibault Harlé, Nicolas Dubreuil, et al.. Raman-tailored photonic crystal fiber for telecom band photon-pair generation. *Optics Letters*, 2017, 42 (13), pp.2583-2586 10.1364/OL.42.002583 . hal-01591061

HAL Id: hal-01591061

<https://hal-iogs.archives-ouvertes.fr/hal-01591061>

Submitted on 21 Sep 2017

HAL is a multi-disciplinary open access archive for the deposit and dissemination of scientific research documents, whether they are published or not. The documents may come from teaching and research institutions in France or abroad, or from public or private research centers.

L'archive ouverte pluridisciplinaire **HAL**, est destinée au dépôt et à la diffusion de documents scientifiques de niveau recherche, publiés ou non, émanant des établissements d'enseignement et de recherche français ou étrangers, des laboratoires publics ou privés.

Raman tailored photonic-crystal-fiber for telecom band photon-pair generation

M. CORDIER¹, A. ORIEUX^{1,2,3}, R. GABET¹, T. HARLÉ⁴, N. DUBREUIL⁴, E. DIAMANTI², P. DELAYE⁴, AND I. ZAQUINE^{1,*}

¹Laboratoire de Traitement et Communication de l'Information, Télécom ParisTech, Université Paris-Saclay, 75013 Paris, France

²Laboratoire d'Informatique de Paris 6, CNRS, Université Pierre et Marie Curie, Sorbonne Universités, 75005 Paris, France

³Institut de Recherche en Informatique Fondamentale, CNRS, Université Paris Diderot, Sorbonne Paris Cité, 75013 Paris, France

⁴Laboratoire Charles Fabry, Institut d'Optique Graduate School, CNRS, Université Paris-Saclay, 91127 Palaiseau cedex, France

* Corresponding author: isabelle.zaquine@telecom-paristech.fr

Compiled June 9, 2017

We report on the experimental characterization of a novel nonlinear liquid-filled hollow-core photonic-crystal fiber for the generation of photon pairs at telecommunication wavelength through spontaneous four-wave-mixing. We show that the optimization procedure in view of this application links the choice of the nonlinear liquid to the design parameters of the fiber, and we give an example of such an optimization at telecom wavelengths. Combining the modeling of the fiber and classical characterization techniques at these wavelengths, we identify, for the chosen fiber and liquid combination, spontaneous four-wave-mixing phase matching frequency ranges with no Raman scattering noise contamination. This is a first step toward obtaining a telecom band fibered photon-pair source with a high signal-to-noise ratio.

OCIS codes: (060.5295) Photonic crystal fibers; (190.4380) Nonlinear optics, four-wave mixing; (270.5565) Quantum communications.

<http://dx.doi.org/10.1364/ao.XX.XXXXXX>

Photon pairs that can give rise either to entanglement or to heralded single photons are a basic resource for quantum information protocols for quantum communications or linear optics quantum computation. Recent achievements in entangled photon pair sources are mainly based on the second order nonlinear process of spontaneous parametric down-conversion (SPDC) in bulk crystals [1, 2], and in waveguides [3]. The third order process of spontaneous four-wave mixing (SFWM) in fibers is however an interesting alternative towards integration in future quantum communication networks. Indeed, glass fibers are widely investigated for various nonlinear applications [4]. They can exhibit very low absorption, strong confinement over long distance and high nonlinearities according to the chosen glass. Moreover, the various design parameters in microstructured fibers allow for a precise engineering of their propagation characteristics, including for instance dispersion. Among the third order nonlinear process associated with propagation in glass

fibers, one can cite not only parametric process such as third harmonic generation or four-wave mixing, that can generate new frequencies in the medium if the phase-matching condition is satisfied, but also inelastic scattering process involving vibrational excitation modes of the medium such as Raman scattering. Due to the amorphous nature of glass, Raman scattering does not give rise to discrete lines but to a continuous broadband spectrum. This can be very useful for realizing broadband amplifiers [5], but quite deleterious for quantum optics applications such as photon pair generation where Raman photons give rise to uncorrelated-photon noise that cannot be filtered [6, 7]. The resulting signal to noise ratio limitation is an important issue for the practical use of such sources for quantum information.

In order to combine high nonlinearity with a discrete line Raman spectrum, the amorphous propagation medium can be replaced by a crystalline medium [8, 9], a liquid [10], or even a gas [11]. In this last case Raman noise can be totally eliminated when using noble gases, and nonlinearity can be obtained at the cost of very high pressure conditions in the fiber.

A very practical solution is to use liquid-filled hollow-core photonic-crystal fibers (LF-HC-PCF). They have been investigated either for designing Raman wavelength converters [12–15] or conversely to show that the Raman lines can be avoided in order to produce high signal to noise ratio photon pairs through SFWM. A near infrared LF-HC-PCF photon pair source was recently reported, exhibiting a three orders of magnitude suppression of the Raman noise [10].

In this paper we detail the influence of the liquid on the guiding properties of the hollow-core photonic-crystal fiber and we show how the optimization of the microstructured fiber and liquid combination can provide low loss, Raman-free spectral zones in the selected telecom transmission band where photon pairs can be generated through FWM by satisfying the phase matching condition. Avoiding the spectral overlap of the two nonlinear processes can lead to a substantial increase of the signal to noise ratio (SNR) of the pair generation. We demonstrate the first nonlinear LF-HC-PCF with a transmission band and a zero dispersion wavelength (ZDW) in the telecom wavelength range as a first step towards a Raman-free photon pair source at such wavelengths. Prior to the description of the performed ex-

perimental characterizations, we give a modeling of the changes in the linear optical properties of the fiber induced by the liquid filling. These investigations show the strong links between fiber and liquid parameters that must be taken into account in order to satisfy all the requirements of a photon pair source.

The properties of the empty fiber and the choice of the liquid are related through the mapping of the transmission band of the filled fiber to the target SFWM phase matching range. The ZDW is the reference wavelength around which the phase matching condition can be satisfied. It should be ideally situated close to the middle of the transmission band in order to obtain a broad range of possible signal and idler wavelength pairs, which can be calculated from the dispersion properties of the filled fiber. The choice of the liquid is also constrained by its nonlinear coefficient, which determines the pair generation efficiency and its low absorption losses in the telecom range. These LF-HC-PCF therefore provide a very versatile platform, allowing the engineering of linear and nonlinear properties through both fiber microstructure design and liquid optimization. The present work is based on the use of commercial fibers and focused on the choice of the best associated liquid.

On the practical side, both core and cladding are filled with the chosen liquid: by placing both ends of the fiber in tanks, the fiber automatically gets filled through capillarity. Liquids with relatively low viscosity (1 mPa.s) will therefore be selected in order to limit the fiber-filling process duration. The non-toxicity (or low toxicity) of the liquid is also taken into account. In this fully filled fiber, the photonic band gap guiding property is conserved despite the reduced index contrast between the glass part and the filled holes [16]. Any characteristic wavelength λ_{empty} of the transmission band of the empty fiber is shifted to λ_{filled} in the following way, where the refractive index of a medium is noted n_{medium} [15, 16]:

$$\lambda_{\text{filled}} = \lambda_{\text{empty}} \sqrt{\frac{n_{\text{silica}}^2 - n_{\text{liquid}}^2}{n_{\text{silica}}^2 - n_{\text{air}}^2}} \quad (1)$$

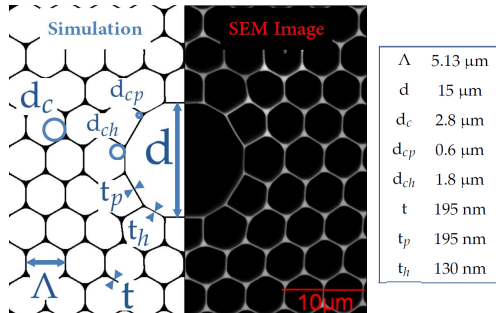


Fig. 1. Scanning electron microscope image of the microstructured region of fiber A (right part of the image) and the reconstructed geometry used for the simulation (left part), with the reconstruction parameters in the table: pitch Λ , core diameter d , diameter of the round corners of the cladding hexagons d_c , diameters of the cladding pentagons d_{cp} and hexagons d_{ch} neighbouring the fiber core, cladding thickness t and cladding thickness around the fiber core t_p and t_h .

To operate nearby the telecom wavelength 1.55 μm , the empty PCF transmission must therefore be centered well beyond 1.55 μm . We have chosen two commercial fibers (NKT Photonics) with transmission bands centered around 2.3 μm (called Fiber A)

and 2 μm (called Fiber B). Eq. (1) provides a first estimation of the liquid refractive index range (1.25-1.29) in order to shift the transmission window to the telecom band. Fluorocarbon liquids can be used with the further advantage of a low absorption in this range. In order to predict precisely the dispersion properties of the filled fiber, we investigated numerically the impact of the filling on the transmission window for various combinations of fibers and liquids. The finite difference frequency domain (FDFD) simulations [17] are based on a reconstructed fiber geometry. The parameters are directly extracted from SEM images of the fiber (see Fig. 1). It is noteworthy that the parameters of pentagons and hexagons around the core are slightly different from the rest of the cladding as shown in [18]. The limited precision in fiber parameter extraction and the uncertainty on the exact refractive index value of the liquid at telecom wavelength contribute to an error on the absolute position of the ZDW. We can estimate an upper bound of $\pm 30\text{nm}$ to this error that mostly corresponds to a global shift of the group velocity dispersion curve with no impact on the curvature. Moreover, in the case of fluorocarbon liquids selected in this work, we have checked that the liquid dispersion can be neglected compared to the waveguide dispersion.

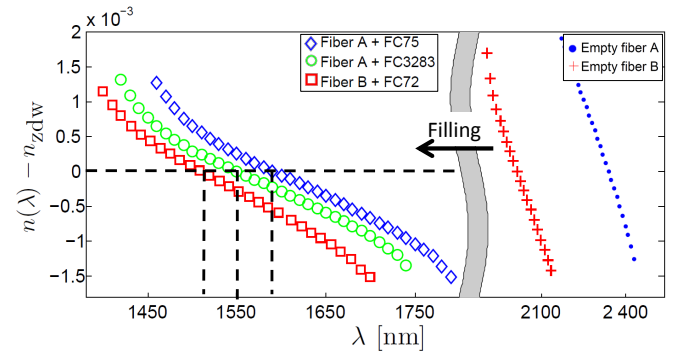


Fig. 2. Calculated effective index of the fundamental mode as a function of wavelength. Note that the subtracted n_{zdw} has a different value for the three curves.

Figure 2 shows the FDFD simulation results of the three tested combinations. We plot a relative refractive index, subtracting n_{zdw} (index value at the ZDW), to allow for an easier comparison of the zero dispersion wavelengths in the three cases.

The dispersion of the three simulated fibers has been characterized by Optical Low-Coherence Interferometry (OLCI): the interferometer experimental setup is described in Fig. 1 of Ref [19]. The measured interferogram allows the calculation of the complex transmittivity from which the group-velocity dispersion (GVD) of each transmitted mode is derived. Table 1 summarizes the three tested fiber characteristics. Only the fiber filled with FC3283 (perfluorotripropylamine, $\text{C}_9\text{F}_{21}\text{N}$) with a refractive index of 1.28 exhibits a ZDW close to 1.55 μm thus satisfying the requirement for a photon pair source in the C-band. For this fiber/ liquid combination the measured inverse group-velocity β_1 of the fundamental mode is shown in Figure 3 and compared with the simulation. The measured ZDW is 1.552 $\mu\text{m} \pm 3\text{nm}$. The FDFD simulated curve is in perfect agreement with the OLCI measurement of group velocity dispersion. This technique also gives access to the dispersion of higher propagation modes which can highlight coupling between different guided modes. We are especially interested in trying to avoid surface modes that can induce anti-crossing with the fundamental mode

[20]. In such a case, the guided mode would then be a combination of the fundamental mode and a surface mode, with higher overlap with the silica structure inducing therefore more losses, dispersion and Raman noise. We have checked that the chosen fiber-liquid combination does not exhibit such an anti-crossing in a 100 nm wide window around the ZDW where the photon pairs will be generated.

Table 1. Optical properties for different fiber/liquid combinations. The 3M references FCxxx have been used for the fluorocarbon liquids. The NKT reference HCxxxx gives an approximate idea of the position of the transmission band of the empty fiber and the ZDW of the filled fiber has been measured with OLCI. The configuration of Ref. [10] is also included for comparison.

Fiber	Liquid	n_{liquid}	ZDW (nm)
A (HC2300)	FC3283	1.28	1552
A (HC2300)	FC75	1.27	1592
B (HC2000)	FC72	1.25	≈ 1510
[10] (HC1550PM)	Acetone d6	1.36	896

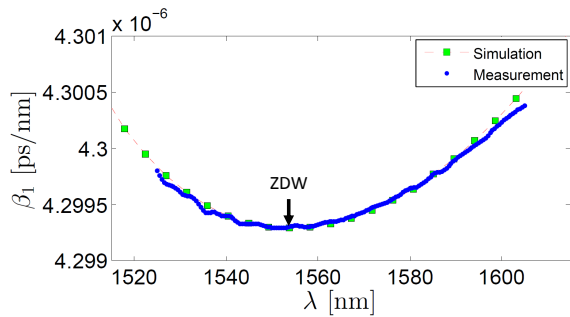


Fig. 3. Inverse group velocity of the fundamental mode for the Fiber A / FC3283 combination (i) measured with OLCI (Blue dots) (ii) calculated with the FDTD simulation (green squares). The index of the liquid is adjusted to 1.283 instead of the reported value of 1.281 measured in the visible range [21].

The nonlinearity of the LF-HC-PCF is also an important parameter for the optimization of the signal to noise ratio of the photon pair generation. Because we use the fundamental propagation mode with a low overlap with the silica structure, it is determined solely by the nonlinear index of the liquid. We measure the nonlinear index of the FC3283 through self-phase modulation broadening of square spectrum pulses, using the setup described in [22]. The transmission spectra measured for increasing incident power are shown in the left graph of Figure 4. Whereas the spectrum at low power exhibits a square shape, a symmetric spectral broadening is observed for increasing power, characterizing the self-phase modulation process (SPM) induced by optical Kerr effect. By comparing with simulated spectra, the nonlinear phase shift $\Phi_{\text{NL}} = n_2 \frac{2\pi L}{A_{\text{eff}}} P_{\text{peak}}$ can be derived from the measured spectral broadening, with n_2 the nonlinear refractive index, L the fiber length, A_{eff} the effective area, λ the wavelength and P_{peak} the peak power injected in the fiber mode. The square spectral shape of the pump pulses offers an

improved sensitivity in measuring low nonlinear phase shifts. The lowest nonlinear phase shift observed at 400 μW (see the pedestals on the spectra) is about 4 mrad. A nonlinear phase shift of $\Phi_{\text{NL}} = 10\text{mrad}$ is obtained for an average power of 1mW in the LF-HC-PCF. This measured value is of the order of the one obtained with a polarization maintaining silica fiber of the same length (Fig. 4). Taking into account the experimental parameters and the characteristics of the fiber ($A_{\text{eff}} = 95\mu\text{m}^2$, $L = 1\text{m}$), this leads to an estimated nonlinearity of the chosen liquid FC3283 $n_2 = 1.1 \times 10^{-20} \text{m}^2/\text{W}$. This nonlinear coefficient, together with experimental parameters depending on the chosen setup will determine the conversion efficiency of the SFWM process in this LF-HC-PCF.

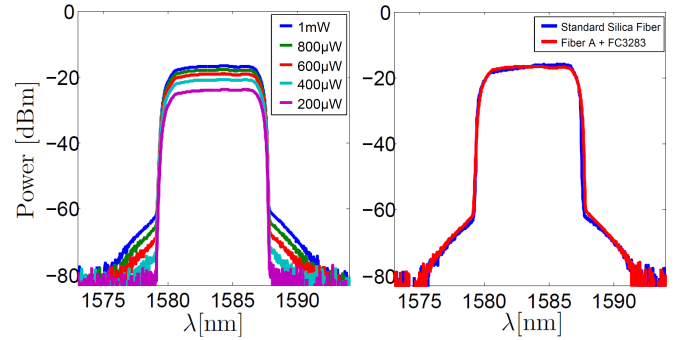


Fig. 4. The laser delivers 1.1 ps pulses (close to Fourier transform) with a 50MHz repetition rate ; the peak power is 18W for 1mW average power; Left : Spectra of the square wave pulse generator transmitted by the fiber for different levels of injected power. Right : Comparison between the fiber under study and a standard polarization maintaining fiber.

It is noteworthy that nonlinearities as large as two orders of magnitude higher than silica can be obtained with other liquids, such as carbon disulfide (hence giving rise to a four orders of magnitude increase in the SFWM efficiency). These high nonlinearities are often associated to a high refractive index, thus requiring the use of fibers with glass index higher than silica. Higher index glass HC-PCF have been reported [23, 24], but they remain more difficult to obtain than silica HC-PCF.

From the classical linear and nonlinear characterization presented in the previous part, and from the Raman spectrum of the FC3283 (see Fig. 5), we can predict the SFWM phase-matching curve of the fiber and identify Raman-free zones for the photon pair generation. In the case of SFWM with degenerate pumps, signal and idler frequencies are constrained by the energy : $2\omega_p = \omega_s + \omega_i$, and momentum conservation : $2\beta(\omega_p) = \beta(\omega_s) + \beta(\omega_i)$ where $\omega_{p,s,i}$ and $\beta(\omega_{p,s,i})$ respectively refer to the frequencies and wavevector of the pump, signal and idler photons [4]. We define the phase-matching function $F(\omega_{p0}, \Delta\omega)$ as:

$$F = \text{sinc}^2\left(\frac{L}{2}((2\beta(\omega_{p0}) - \beta(\omega_{p0} + \Delta\omega) - \beta(\omega_{p0} - \Delta\omega)))\right) \quad (2)$$

with L the fiber length and $\Delta\omega = \omega_{p0} - \omega_i = \omega_s - \omega_{p0}$ the frequency difference between pump and idler or signal and pump.

The phase matching function F , calculated in the case of a strict energy conservation for a pump frequency ω_{p0} , can also be seen as a normalized probability density spectrum of photon pair emission in the LF-HC-PCF. Its dependence with pump

wavelength and relative signal or idler wavelength is shown in Fig. 5. This two dimensional plot allows to choose the experimental parameters : in the central red zone corresponding to degeneracy of the signal and idler wavelengths, it is difficult to separate the photon pairs from the pump. We are rather interested in the quasi-parabolic parts on both sides with a large wavelength separation between signal and idler photons. The superimposition of the Raman lines of the liquid on this map shows the pump spectral ranges for which signal and idler photons can be generated away from the Raman noise.

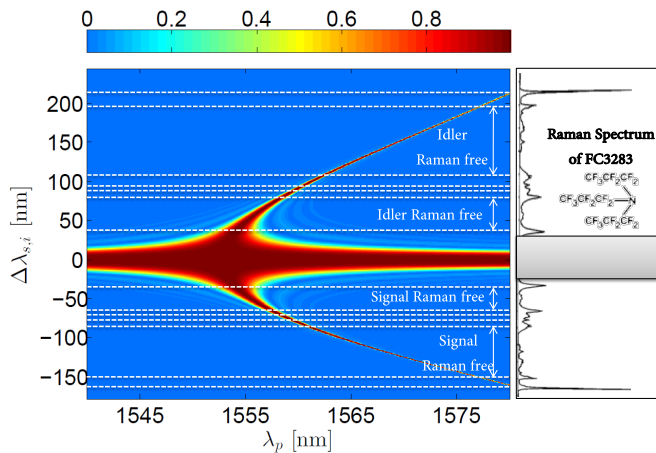


Fig. 5. Left: Calculated probability density spectrum F of emission of the pairs through SFWM and Raman lines (white dashed lines) as a function of the pump wavelength λ_p and the relative signal or idler wavelength $\Delta\lambda_{s,i} = \lambda_{s,i} - \lambda_p$; Right: Raman spectrum of the chosen fluorocarbon liquid: perfluorotripropylamine, $C_9F_{21}N$, FC3283, reproduced with permission from [25]

We have shown that the choice of the liquid allows to engineer both linear and non linear properties of a LF-HC-PCF and more specifically, the ZDW position, the nonlinear coefficient and the Raman free zones. In this way, the phase-matching wavelength range of the four wave mixing process and the photon pair generation efficiency can be optimized with respect to the Raman line position. For a given commercial fiber, we have identified at least one liquid that satisfies all requirements toward the realization of a LF-HC-PCF Raman free photon pair source, with a ZDW in the desired telecom range, and a nonlinear coefficient comparable to what is obtained with silica. All the elements of a high SNR fibered photon pair source at telecom wavelength, fully operating at room temperature are therefore gathered. Moreover the engineering of nonlinearity, spectral correlation of the signal and idler photons could be further improved, using a fiber especially designed for this purpose. With the possibility to design specific fibers, and to use various glass and liquid media, the investigation of such a versatile fiber medium at telecom wavelength can give rise not only to high quality sources but also to a variety of devices and therefore have a large impact on quantum communication network development.

ACKNOWLEDGMENTS

We thank Stephan Suffit in Laboratoire Matériaux et Phénomènes Quantiques (CNRS, Université Paris 7) for the SEM

images of the fiber. We thank the 3M company for the free sample of FC3283.

FUNDING INFORMATION

This work is supported by the "IDI 2016" project funded by the IDEX Paris-Saclay, ANR-11-IDEX-0003-02

REFERENCES

1. M. Giustina, M. A. Versteegh, S. Wengerowsky, J. Handsteiner, A. Hochrainer, K. Phelan, F. Steinlechner, J. Kofler, J.-Å. Larsson, C. Abellán, W. Amaya, V. Pruneri, M. W. Mitchell, J. B. T. Gerrits, A. E. Lita, L. K. Shalm, S. W. Nam, T. Scheidl, R. Ursin, B. Wittmann, and A. Zeilinger, *Physical review letters* **115**, 250401 (2015).
2. L. K. Shalm, E. Meyer-Scott, B. G. Christensen, P. Bierhorst, M. A. Wayne, M. J. Stevens, T. Gerrits, S. Glancy, D. R. Hamel, M. S. Allman, K. J. Coakley, S. D. Dyer, C. Hodge, A. E. Lita, V. B. Verma, C. Lambrocco, E. Tortorici, A. L. Migdall, Y. Zhang, D. R. Kumor, W. H. Farr, F. Marsili, M. D. Shaw, J. A. Stern, C. Abellán, W. Amaya, V. Pruneri, T. Jennewein, M. W. Mitchell, P. G. Kwiat, J. C. Bienfang, R. P. Mirin, E. Knill, and S. W. Nam, *Phys. Rev. Lett.* **115**, 250402 (2015).
3. O. Alibart, V. D'Auria, M. De Micheli, F. Doutré, F. Kaiser, L. Labonté, T. Lughí, E. Picholle, and S. Tanzilli, *Journal of Optics* **18**, 104001 (2016).
4. G. P. Agrawal, *Nonlinear fiber optics* (Academic press, 2007).
5. J. Bromage, *Journal of Lightwave Technology* **22**, 79 (2004).
6. J. Fulconis, O. Alibart, W. Wadsworth, P. S. J. Russell, and J. Rarity, *Optics Express* **13**, 7572 (2005).
7. Q. Lin, F. Yaman, and G. P. Agrawal, *Physical Review A* **75**, 023803 (2007).
8. Q. Lin and G. P. Agrawal, *Optics letters* **31**, 3140 (2006).
9. I. Agha, M. Davanço, B. Thurston, and K. Srinivasan, *Optics letters* **37**, 2997 (2012).
10. M. Barbier, I. Zaquine, and P. Delaye, *New Journal of Physics* **17**, 053031 (2015).
11. F. Benabid and P. Roberts, *Journal of Modern Optics* **58**, 87 (2011).
12. S. Lebrun, P. Delaye, R. Frey, and G. Roosen, *Optics letters* **32**, 337 (2007).
13. M. C. Phan Huy, A. Baron, S. Lebrun, R. Frey, and P. Delaye, *JOSA B* **27**, 1886 (2010).
14. S. Lebrun, C. Buy, P. Delaye, R. Frey, G. Pauliat, and G. Roosen, *Journal of Nonlinear Optical Physics & Materials* **19**, 101 (2010).
15. S. Lebrun, M. C. Phan Huy, P. Delaye, and G. Pauliat, *Proceeding SPIE* **10021**, 1002104 (2016).
16. G. Antonopoulos, F. Benabid, T. Birks, D. Bird, J. Knight, and P. S. J. Russell, *Optics Express* **14**, 3000 (2006).
17. A. B. Fallahkhair, K. S. Li, and T. E. Murphy, *Journal of Lightwave Technology* **26**, 1423 (2008).
18. K. Z. Aghaie, M. J. Digonnet, and S. Fan, *Journal of Lightwave Technology* **31**, 1015 (2013).
19. R. Gabet, P. Hamel, Y. Jaouën, A.-F. Obaton, V. Lanticq, and G. Debarge, *Journal of Lightwave Technology* **27**, 3021 (2009).
20. J. A. West, C. M. Smith, N. F. Borrelli, D. C. Allan, and K. W. Koch, *Optics Express* **12**, 1485 (2004).
21. W. Hasi, Z. Lu, S. Gong, S. Liu, Q. Li, and W. He, *Applied optics* **47**, 1010 (2008).
22. S. Serna, J. Oden, M. Hanna, C. Caer, X. Le Roux, C. Sauvan, P. Delaye, E. Cassan, and N. Dubreuil, *Optics express* **23**, 29964 (2015).
23. F. Désévéday, G. Renversez, J. Troles, P. Houizot, L. Brilland, I. Vasilief, Q. Coulombier, N. Traynor, F. Smektala, and J.-L. Adam, *Optical Materials* **32**, 1532 (2010).
24. X. Jiang, T. Euser, A. Abdolvand, F. Babic, F. Tani, N. Joly, J. Travers, and P. S. J. Russell, *Optics express* **19**, 15438 (2011).
25. V. S. Gorelik, A. V. Chervyakov, L. I. Zlobina, and O. N. Sharts, *Proceeding SPIE* **3855**, 16 (1999).

FULL REFERENCES

1. M. Giustina, M. A. Versteegh, S. Wengerowsky, J. Handsteiner, A. Hochrainer, K. Phelan, F. Steinlechner, J. Kofler, J.-Å. Larsson, C. Abellán, W. Amaya, V. Pruneri, M. W. Mitchell, J. B. T. Gerrits, A. E. Lita, L. K. Shalm, S. W. Nam, T. Scheidl, R. Ursin, B. Wittmann, and A. Zeilinger, "Significant-loophole-free test of bell's theorem with entangled photons," *Physical review letters* **115**, 250401 (2015).
2. L. K. Shalm, E. Meyer-Scott, B. G. Christensen, P. Bierhorst, M. A. Wayne, M. J. Stevens, T. Gerrits, S. Glancy, D. R. Hamel, M. S. Allman, K. J. Coakley, S. D. Dyer, C. Hodge, A. E. Lita, V. B. Verma, C. Lambrocco, E. Tortorici, A. L. Migdall, Y. Zhang, D. R. Kumor, W. H. Farr, F. Marsili, M. D. Shaw, J. A. Stern, C. Abellán, W. Amaya, V. Pruneri, T. Jennewein, M. W. Mitchell, P. G. Kwiat, J. C. Bienfang, R. P. Mirin, E. Knill, and S. W. Nam, "Strong loophole-free test of local realism," *Phys. Rev. Lett.* **115**, 250402 (2015).
3. O. Alibart, V. D'Auria, M. De Micheli, F. Doutre, F. Kaiser, L. Labonté, T. Lunghi, E. Picholle, and S. Tanzilli, "Quantum photonics at telecom wavelengths based on lithium niobate waveguides," *Journal of Optics* **18**, 104001 (2016).
4. G. P. Agrawal, *Nonlinear fiber optics* (Academic press, 2007).
5. J. Bromage, "Raman amplification for fiber communications systems," *Journal of Lightwave Technology* **22**, 79–93 (2004).
6. J. Fulconis, O. Alibart, W. Wadsworth, P. S. J. Russell, and J. Rarity, "High brightness single mode source of correlated photon pairs using a photonic crystal fiber," *Optics Express* **13**, 7572–7582 (2005).
7. Q. Lin, F. Yaman, and G. P. Agrawal, "Photon-pair generation in optical fibers through four-wave mixing: Role of raman scattering and pump polarization," *Physical Review A* **75**, 023803 (2007).
8. Q. Lin and G. P. Agrawal, "Silicon waveguides for creating quantum-correlated photon pairs," *Optics letters* **31**, 3140–3142 (2006).
9. I. Agha, M. Davanço, B. Thurston, and K. Srinivasan, "Low-noise chip-based frequency conversion by four-wave-mixing bragg scattering in SiNx waveguides," *Optics letters* **37**, 2997–2999 (2012).
10. M. Barbier, I. Zaquine, and P. Delaye, "Spontaneous four-wave mixing in liquid-core fibers: towards fibered raman-free correlated photon sources," *New Journal of Physics* **17**, 053031 (2015).
11. F. Benabid and P. Roberts, "Linear and nonlinear optical properties of hollow core photonic crystal fiber," *Journal of Modern Optics* **58**, 87–124 (2011).
12. S. Lebrun, P. Delaye, R. Frey, and G. Roosen, "High-efficiency single-mode raman generation in a liquid-filled photonic bandgap fiber," *Optics letters* **32**, 337–339 (2007).
13. M. C. Phan Huy, A. Baron, S. Lebrun, R. Frey, and P. Delaye, "Characterization of self-phase modulation in liquid filled hollow core photonic bandgap fibers," *JOSA B* **27**, 1886–1893 (2010).
14. S. Lebrun, C. Buy, P. Delaye, R. Frey, G. Pauliat, and G. Roosen, "Optical characterizations of a raman generator based on a hollow core photonic crystal fiber filled with a liquid," *Journal of Nonlinear Optical Physics & Materials* **19**, 101–109 (2010).
15. S. Lebrun, M. C. Phan Huy, P. Delaye, and G. Pauliat, "Efficient stimulated raman scattering in hybrid liquid-silica fibers for wavelength conversion," *Proceeding SPIE* **10021**, 1002104–1002104 (2016).
16. G. Antonopoulos, F. Benabid, T. Birks, D. Bird, J. Knight, and P. S. J. Russell, "Experimental demonstration of the frequency shift of bandgaps in photonic crystal fibers due to refractive index scaling," *Optics Express* **14**, 3000–3006 (2006).
17. A. B. Fallahkhair, K. S. Li, and T. E. Murphy, "Vector finite difference modesolver for anisotropic dielectric waveguides," *Journal of Lightwave Technology* **26**, 1423–1431 (2008).
18. K. Z. Aghaie, M. J. Digonnet, and S. Fan, "Experimental assessment of the accuracy of an advanced photonic-bandgap-fiber model," *Journal of Lightwave Technology* **31**, 1015–1022 (2013).
19. R. Gabet, P. Hamel, Y. Jaouën, A.-F. Obaton, V. Lanticq, and G. Debarge, "Versatile characterization of specialty fibers using the phase-sensitive optical low-coherence reflectometry technique," *Journal of Lightwave Technology* **27**, 3021–3033 (2009).
20. J. A. West, C. M. Smith, N. F. Borrelli, D. C. Allan, and K. W. Koch, "Surface modes in air-core photonic band-gap fibers," *Optics Express* **12**, 1485–1496 (2004).
21. W. Hasi, Z. Lu, S. Gong, S. Liu, Q. Li, and W. He, "Investigation of stimulated brillouin scattering media perfluoro-compound and perfluoropolyether with a low absorption coefficient and high power-load ability," *Applied optics* **47**, 1010–1014 (2008).
22. S. Serna, J. Oden, M. Hanna, C. Caer, X. Le Roux, C. Sauvan, P. Delaye, E. Cassan, and N. Dubreuil, "Enhanced nonlinear interaction in a microcavity under coherent excitation," *Optics express* **23**, 29964–29977 (2015).
23. F. Désévéday, G. Renversez, J. Troles, P. Houzot, L. Brilland, I. Vasilief, Q. Coulombier, N. Traynor, F. Smektala, and J.-L. Adam, "Chalcogenide glass hollow core photonic crystal fibers," *Optical Materials* **32**, 1532–1539 (2010).
24. X. Jiang, T. Euser, A. Abdolvand, F. Babic, F. Tani, N. Joly, J. Travers, and P. S. J. Russell, "Single-mode hollow-core photonic crystal fiber made from soft glass," *Optics express* **19**, 15438–15444 (2011).
25. V. S. Gorelik, A. V. Chervyakov, L. I. Zlobina, and O. N. Sharts, "Raman and fluorescence spectra of fluoro-organic compounds," *Proceeding SPIE* **3855**, 16–27 (1999).