



HAL
open science

Statistical properties of spontaneous emission from atoms near a rough surface

Svend-Age Biehs, Jean-Jacques Greffet

► **To cite this version:**

Svend-Age Biehs, Jean-Jacques Greffet. Statistical properties of spontaneous emission from atoms near a rough surface. *Physical Review A : Atomic, molecular, and optical physics [1990-2015]*, 2011, 84, pp.052902. 10.1103/PhysRevA.84.052902 . hal-00821583

HAL Id: hal-00821583

<https://hal-iogs.archives-ouvertes.fr/hal-00821583>

Submitted on 1 Dec 2015

HAL is a multi-disciplinary open access archive for the deposit and dissemination of scientific research documents, whether they are published or not. The documents may come from teaching and research institutions in France or abroad, or from public or private research centers.

L'archive ouverte pluridisciplinaire **HAL**, est destinée au dépôt et à la diffusion de documents scientifiques de niveau recherche, publiés ou non, émanant des établissements d'enseignement et de recherche français ou étrangers, des laboratoires publics ou privés.

Statistical properties of spontaneous emission from atoms near a rough surface

S.-A. Biehs* and J.-J. Greffet

Laboratoire Charles Fabry, Institut d'Optique, CNRS, Université Paris-Sud, Campus Polytechnique, RD128, F-91127 Palaiseau cedex, France

(Received 27 September 2011; published 28 November 2011)

We study the lifetime of the excited state of an atom or molecule near a plane surface with a given random surface roughness. In particular, we discuss the impact of the scattering of surface modes within the rough surface. Our study is completed by considering the lateral correlation length of the decay rate and the variance discussing its relation to the C_0 correlation.

DOI: [10.1103/PhysRevA.84.052902](https://doi.org/10.1103/PhysRevA.84.052902)

PACS number(s): 34.35.+a, 32.50.+d, 68.49.-h, 73.20.Mf

I. INTRODUCTION

The spontaneous decay rate of an excited atom or molecule is known to depend on its environment. This effect is similar to Purcell's effect which has been studied theoretically and experimentally in numerous works since the pioneering works by Purcell and Drexhage [1,2]. In the very close proximity of a surface the decay rate increases drastically, since the excited atom or molecule can couple to nonradiative modes. This can be related to the increase of the local density of states (LDOS) near a surface which is due to evanescent modes providing more channels into which the excited atom or molecule can decay [3,4].

Recently, this effect which allows for controlling the decay rate of atoms and molecules has been intensively investigated for random or disordered media. In such materials the multiple scattering of electromagnetic modes results in the formation of speckles, i.e., spatial fluctuations of the LDOS. The spontaneous decay rate of atoms or molecules close or within such systems then becomes a statistical quantity, which depends, on the one hand, on the local near-field environment of the source and, on the other hand, on the mesoscopic fluctuations of the random material itself. In particular, the fluorescence rate statistics or fluctuations of the LDOS in such media has been considered theoretically [5–9] and experimentally [10–13].

A random rough surface is similar to a bulk disordered medium in the sense that above such a surface the LDOS shows a spatial speckle pattern [14]. The lifetime of an atom or molecule becomes a random quantity which depends on the local environment of the particle and the statistical properties of the surface. Recently, the speckle pattern above random media [15–17] has been studied. The goal of this work is to reconsider the impact of surface roughness on the spontaneous decay rate. Previous studies have considered the impact of the surface roughness on the average decay rate for atoms or molecules near metal surfaces [18–21]. Here, we focus on the lateral correlation of the decay rates, i.e., the correlation between the decay rates of an atom or molecule placed at different positions above the rough surface by keeping the distance to the mean surface constant, and its variance. In addition, we specifically consider the influence of surface

modes for which the enhancement of the decay rate is very large.

For pedagogical reasons we consider a semi-infinite SiC material with a rough surface. First, we do not have to consider nonlocal effects for the considered atom-surface distances which can be quite important for metal surfaces [3,22–25]. Second, SiC has only one well-established surface resonance and is well described by a simple model [26] for its permittivity. Nonetheless, the results we obtain are applicable to arbitrary local, homogeneous, and isotropic materials. For the description of the surface roughness we use the perturbation theory introduced in Ref. [27] up to second order within the surface profile function.

The article is organized as follows: In Sec. II we give a short introduction to the calculation of decay rates close to a plane surface in the weak coupling limit. The effect of the surface roughness on the mean decay rate is discussed in Sec. III where we also give some interpretation of the observed roughness correction. Finally, in Sec. IV, we investigate the lateral correlation and the fluctuations of the decay rate. We finish with the conclusion in Sec. V.

II. SPONTANEOUS DECAY RATE

For an electric-dipole transition in the weak-coupling regime, the normalized spontaneous decay rate of an atom or molecule placed at \mathbf{r}_A can be expressed as [28]

$$\frac{\Gamma_i}{\Gamma_\infty} = \frac{6\pi}{k_0} \text{Im}[\mathbf{e}_i^t \cdot \mathbb{G}(\mathbf{r}_A, \mathbf{r}_A, \omega_0) \cdot \mathbf{e}_i], \quad (1)$$

where \mathbf{e}_i is the unit vector in the direction of the dipole transition, t symbolizes the transposed vector, $k_0 = \omega_0/c$ with ω_0 the frequency of the dipole transition, Γ_∞ is the decay rate in free space (see, for example, in Ref. [28]), and \mathbb{G} is the classical electric Green's dyadic for the geometry considered. In our case, this geometry consists of a half-space of a given material characterized by its permittivity $\epsilon(\omega)$ with a rough surface as depicted in Fig. 1.

Before considering the role of surface roughness, we summarize the known results for a flat surface. We can derive the decay rate from Eq. (1) for a dipole moment parallel Γ_\parallel and perpendicular Γ_\perp to the surface by inserting the Green's dyadic from Eq. (A1) in Appendix A. We find the well-known

*Institut für Physik, Carl von Ossietzky Universität, D-26111 Oldenburg, Germany.

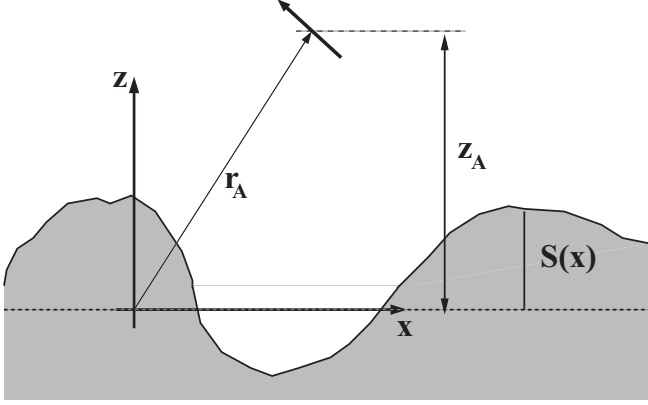


FIG. 1. Sketch of a dipole at \mathbf{r}_A in a distance z_A above the mean of a rough surface described by a profile function S .

relations [28]

$$\frac{\Gamma_{\parallel}^{(0)}}{\Gamma_{\infty}} = \frac{3}{4} \int_0^{k_0} \frac{d\kappa}{k_0} \frac{\kappa}{\gamma_r} \left\{ 1 + \text{Re}(r_s e^{2i\gamma_r z_A}) + \frac{\gamma_r^2}{k_0^2} [1 - \text{Re}(r_p e^{2i\gamma_r z_A})] \right\} + \frac{3}{4} \int_{k_0}^{\infty} \frac{d\kappa}{k_0} \frac{\kappa}{\gamma} e^{-2\gamma z_A} \left\{ \text{Im}(r_s) + \text{Im}(r_p) \frac{\gamma^2}{k_0^2} \right\}, \quad (2)$$

$$\frac{\Gamma_{\perp}^{(0)}}{\Gamma_{\infty}} = \frac{3}{2} \int_0^{k_0} \frac{d\kappa}{k_0} \frac{\kappa^3}{\gamma_r k_0^2} \{1 + \text{Re}(r_p e^{2i\gamma_r z_A})\} + \frac{3}{2} \int_{k_0}^{\infty} \frac{d\kappa}{k_0} \frac{\kappa^3}{\gamma k_0^2} e^{-2\gamma z_A} \text{Im}(r_p). \quad (3)$$

Here, we have introduced the lateral wave vector $\boldsymbol{\kappa} = (k_x, k_y)^t$, the perpendicular wave vector $\gamma_r = \sqrt{k_0^2 - \kappa^2}$ and $\gamma = \sqrt{\kappa^2 - k_0^2}$ with $k_0 = \omega/c$; r_s and r_p are the Fresnel's coefficient for s - and p -polarized light. Additionally, we have split the decay rate into its radiative ($\kappa < k_0$) and nonradiative ($\kappa > k_0$) parts.

In Fig. 2 we show a plot of the distance dependence of the decay rates Γ_{\parallel} and Γ_{\perp} for an atom near a flat SiC interface. We

consider a transition frequency coinciding with the SiC surface phonon resonance at $\omega_{\text{SPhP}} = 1.787 \times 10^{14} \text{ s}^{-1}$ and a transition frequency slightly smaller and slightly larger than ω_{SPhP} . In all three cases one finds the known characteristics of the decay rate near a flat surface [4]: (i) For relative large distances $z_A > \lambda_0 = 2\pi c/\omega_0$ the decay rate oscillates due to the phase change of the reflected field. (ii) In the near-field regime with $z_A < \lambda_0 = 2\pi c/\omega_0$ the decay rate is highly increased due to the decay into nonradiative or evanescent channels. For $\omega_0 = 1.4 \times 10^{14} \text{ s}^{-1}$ and $\omega_0 = 3 \times 10^{14} \text{ s}^{-1}$ the atom or molecule can decay into total internal reflection modes, whereas for $\omega_0 = 1.787 \times 10^{14} \text{ s}^{-1}$ it can decay into surface phonon polaritons. It can be expected that within this near-field regime, the decay rate will be very sensitive to the multiple scattering of surface waves within a rough surface for $\omega_0 = 1.787 \times 10^{14} \text{ s}^{-1}$. (iii) Finally, for a distance z_A smaller than about 100 nm the decay rate diverges as z_A^{-3} . This so-called quenching effect emerges from the $1/z^3$ electrostatic interaction of the atom's dipole field with the surface. Therefore, this effect is extremely localized so in this extreme near-field regime the decay rate will be sensitive only to the change of the local environment of the atom or molecule as, for example, to the local change of the surface geometry due to roughness.

III. ROUGHNESS CORRECTION TO THE DECAY RATE

Now, we turn to the effect of surface roughness on the decay rate. To this end, we consider a stochastic surface profile function S describing the deviation of the rough surface from flatness (see Fig. 1). The function S is modeled as a stochastic Gaussian process with mean value and correlation function given by

$$\langle S(\mathbf{x}) \rangle = 0, \quad (4)$$

$$\langle S(\mathbf{x})S(\mathbf{x}') \rangle = \delta^2 e^{-\frac{|\mathbf{x}-\mathbf{x}'|^2}{a^2}} = \delta^2 W(|\mathbf{x}-\mathbf{x}'|), \quad (5)$$

$\mathbf{x} = (x, y)^t$. The brackets $\langle \rangle$ stand for the average over an ensemble of realizations of the surface profile $S(\mathbf{x})$; δ is the rms height and a the correlation length of the surface profile. It

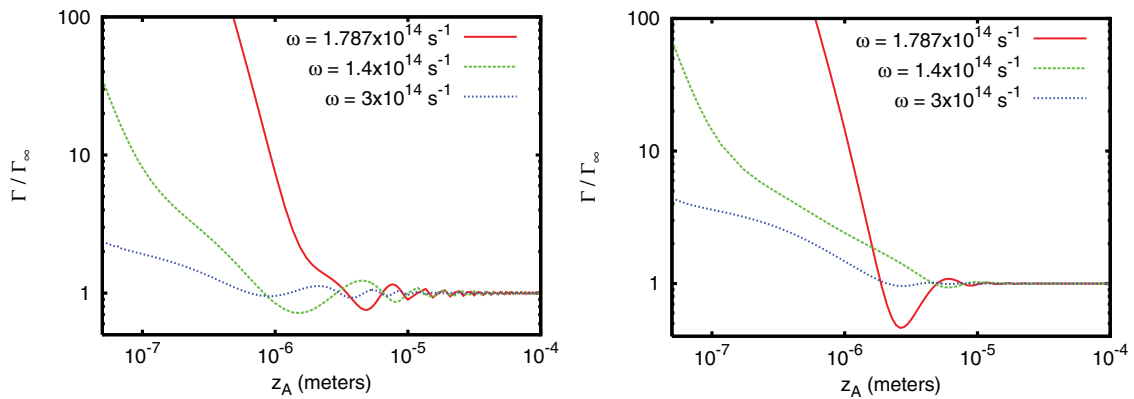


FIG. 2. (Color online) Normalized decay rate of an atom in a distance z_A above a flat surface with its dipole moment oriented (left) parallel and (right) perpendicular to the surface. We have chosen the material properties of SiC at the transition frequencies $\omega_0 = 1.4 \times 10^{14} \text{ s}^{-1}$, $1.787 \times 10^{14} \text{ s}^{-1}$, and $3 \times 10^{14} \text{ s}^{-1}$.

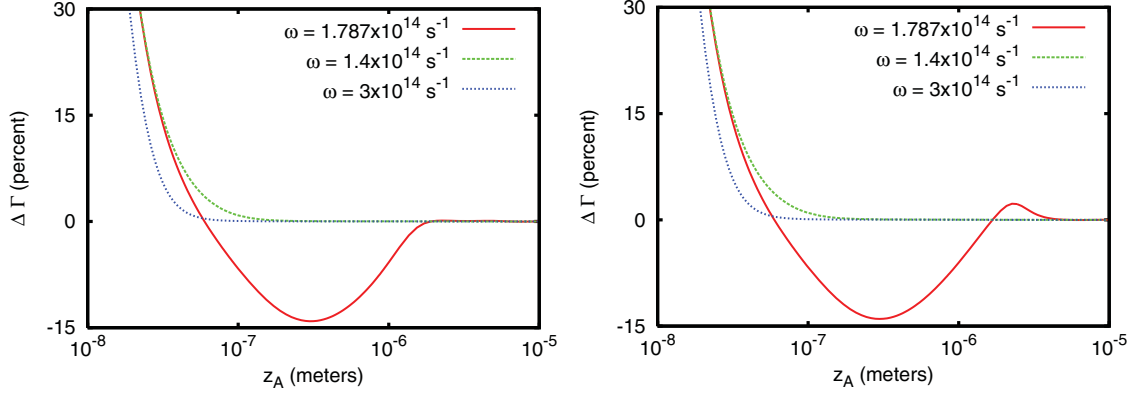


FIG. 3. (Color online) Correction to the decay rate $\Delta\Gamma$ for an atom with its dipole moment oriented (left) parallel and (right) perpendicular to the mean surface. The parameters are the same as in Fig. 2. For the rough surface we choose $\delta = 5$ nm and $a = 200$ nm.

follows that the Fourier components $\tilde{S}(\kappa)$ of the surface profile function fulfill the relations

$$\langle \tilde{S}(\kappa) \rangle = 0, \quad (6)$$

$$\langle \tilde{S}(\kappa) \tilde{S}(\kappa') \rangle = (2\pi)^2 \delta^2 \delta(\kappa + \kappa') g(\kappa), \quad (7)$$

where we have introduced the surface roughness power spectrum

$$g(\kappa) = \int d^2x W(|\mathbf{x}|) e^{-i\kappa \cdot \mathbf{x}}. \quad (8)$$

In the following calculations we will assume a Gaussian correlation function $W(|\mathbf{x} - \mathbf{x}'|) = \exp(-|\mathbf{x} - \mathbf{x}'|^2/a^2)$ so, in this case, $g(\kappa) = \pi a^2 e^{-\frac{\kappa^2 a^2}{4}}$. By introducing a stochastic surface profile, the fields are scattered by that surface and, hence, the decay rate becomes a stochastic process. The reflected fields can be described by a stochastic reflection coefficient which determines the decay rate in Eqs. (2) and (3). The statistics of the decay rate is itself determined by its mean value and higher moments. Here, we will concentrate on the mean decay rate and in the next section we will turn to the correlation function and the variance. By virtue of Eqs. (2) and (3) the mean decay rate depends on the mean reflection coefficients of the surface. The average restores the translational invariance so the decay rate depends only on the distance to the surface z_A . The mean reflection coefficients can be determined perturbatively if the surface roughness is much smaller than the wavelength λ_0 . It has been shown in Ref. [29] that by using the perturbation theory of Ref. [27], the correction to the Fresnel reflection coefficient $\Delta r_{s/p} = \langle r_{s/p} \rangle - r_{s/p}$ due to roughness is to second-order in the surface profile given as

$$\Delta r_{s/p} = -2i\gamma_r (D_{s/p})^2 M_{s/p}, \quad (9)$$

where

$$D_s = \frac{i}{\gamma_r + \gamma_t} \quad \text{and} \quad D_p = \frac{i\epsilon}{\gamma_r \epsilon + \gamma_t} \quad (10)$$

using $\gamma_t = \sqrt{k_0^2 \epsilon - \kappa^2}$. The expressions for M_s and M_p can be found in Ref. [29]. Therefore, one can easily get the second-order correction to the decay rates

$$\Delta\Gamma_{\parallel/\perp} = \frac{\langle \Gamma_{\parallel/\perp} \rangle - \Gamma_{\parallel/\perp}^{(0)}}{\Gamma_\infty} \quad (11)$$

by replacing the reflection coefficient in Eqs. (2) and (3) by Δr_s and Δr_p . We now use the approximation for the correction to the reflection coefficient from Ref. [29]

$$\Delta r_{s/p} \approx r_{s/p} 2\kappa^2 \delta^2 \quad (12)$$

which holds in the quasistatic regime for $\kappa \gg k_0$ and $\kappa a \gg 1$. Since this is in the quasistatic regime equivalent to distances $z_A \ll a$, we can conclude that for $z_A \ll a$ we have

$$\Delta\Gamma_{\parallel/\perp} \approx 6 \frac{\delta^2}{z_A^2} \Gamma_{\parallel/\perp}^{(0)}. \quad (13)$$

In order to illustrate the effect of roughness we plot in Fig. 3 the roughness correction $\Delta\Gamma_{\parallel/\perp}$ for the same frequencies as in Fig. 2 considering a rough surface with an rms $\delta = 5$ nm and a correlation length $a = 200$ nm. It can be seen that the roughness correction is very small in the large-distance regime for $z_A > \lambda_0$ but can be relatively large for small distances, i.e., for $z_A < \lambda_0$, where the decay rate is very large due to the decay into nonradiative channels. As will be discussed in more detail in the following, electrostatic effects in the extreme near-field for $z_A < 100$ nm and surface phonon polaritons in the intermediate distance regime are responsible for this relatively large correction. The first is a local effect, whereas the latter is a multiple-scattering effect.

In the intermediate distance regime, 100–1000 nm, it can be seen in Fig. 3 that the roughness correction is slightly positive at a distance of ≈ 1000 nm when total internal reflection modes are excited (i.e., for $\omega_0 = 1.4 \times 10^{14} \text{ s}^{-1}$ and $\omega_0 = 3 \times 10^{14} \text{ s}^{-1}$). For a frequency $\omega_0 = \omega_{\text{SPhP}}$ surface phonon polaritons are excited in this distance regime. Surprisingly, the presence of roughness leads to a large negative correction, indicating that the lifetime is increased. This effect was studied in Ref. [29] in terms of the LDOS (see Fig. 14 in Ref. [29]) and is due to the roughness-induced multiple scattering of surface modes. The scattering causes a broadening of the dispersion relation [30]. Due to this broadening as illustrated in Fig. 4 the LDOS [which is proportional to $\text{Im}(r_p)$] becomes smaller for frequencies close to ω_{SPhP} for intermediate κ or distances z_A , respectively, explaining the observed decrease of the decay rate.

We now consider the very small distances $z_A \ll a$ regime. The roughness correction is, in this case, due to the local

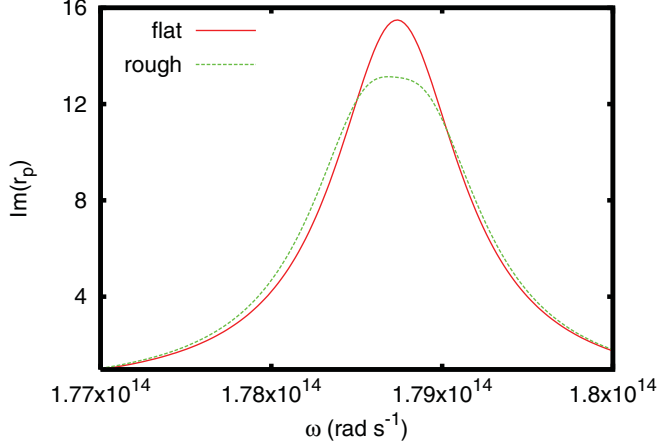


FIG. 4. (Color online) Plot of $\text{Im}(r_p)$ for the flat and $\text{Im}(\langle r_p \rangle)$ for the rough surface for $\kappa = 3.3 \times 10^6 \text{ m}^{-1}$ which corresponds approximately to a distance of $z_A \approx \kappa^{-1} = 3 \times 10^{-7} \text{ m}$.

electrostatic interaction (quenching) of the atom dipole moment with the rough surface resulting in a positive and large roughness correction to the decay rate. This quenching effect is similar for all transition frequencies, as shown in Fig. 3. This correction can be described by the quasistatic expression in Eq. (13). We will now see that we can retrieve this expression in Eq. (13) using a simple physical argument. If $z_A \ll a$, curvature effects are negligible so the atom feels only the local deviation of the surface from flatness. This effect can be described by the ansatz:

$$\langle \Gamma_{\parallel/\perp} \rangle \approx \langle \Gamma(d + S(\mathbf{x})) \rangle. \quad (14)$$

This means that one replaces locally the surface profile by a shifted flat surface. Employing this approximation in Eqs. (2) and (3) we see that it is equivalent to the replacement of the mean reflection coefficient by

$$\langle r_{s/p} \rangle = r_{s/p} \langle e^{2i\gamma_r S(\mathbf{x})} \rangle. \quad (15)$$

Note that this is the expression for the propagating ($\kappa < k_0$) and the evanescent ($\kappa > k_0$) part. Now, this expression can be easily evaluated, since we have assumed that $S(\mathbf{x})$ is Gaussian distributed. We find

$$\langle r_{s/p} \rangle = r_{s/p} e^{-2\gamma_r^2 \delta^2}. \quad (16)$$

For propagating waves such that $\kappa < k_0$, this is the well-known result of the Kirchhoff approximation [31] which holds if $\lambda \ll a$. But for $\kappa \gg k_0$, this approximation produces the result in Eq. (12) when expanding the exponential up to second order in the rms δ . Hence, we have retrieved Eq. (13).

IV. STATISTICAL PROPERTIES OF SPONTANEOUS EMISSION

We now examine the fluctuations and the spatial correlations of the decay rate above a random rough surface. The statistical properties of fields in random media has received a lot of attention in the past 30 years. Here, we are interested in some recent results relevant to our system. It has been shown recently that the intensity correlations above random media or materials with rough surfaces become nonuniversal in the near

field, i.e., they highly depend on the properties of the random media or rough surfaces [14–16,32–34]. A remarkable connection has been established between the LDOS fluctuations and the C_0 correlation [6,7] for multiple-scattering media. The C_0 correlation is defined as the infinite-range contribution to the correlation of the intensity in multiple-scattering media [6]. A simple explanation has been reported recently [8]. Finally, the multiple scattering of surface modes in a random media or rough surface can lead to localized surface modes [35,36] which show a characteristic long tail distribution of the intensity enhancement of the fields close to the surface [37,38]. This effect can be neglected for surfaces with small roughnesses as shown for fractal surfaces [39,40]. Here, we focus on the lateral correlation and the variance of the decay rate above a rough surface and we will discuss the relation of the variance to the LDOS fluctuations and C_0 correlation. Since the perturbative approach is restricted to small surface roughnesses, we will leave the problem of localization and its relation to the distribution of decay rates for future studies.

A. Variance and correlation function

Before evaluating the correlation function of the decay rate, we first determine the variance which is up to second order in the surface profile given by

$$\sigma_i^2 = \langle \Gamma_i^2 \rangle - \langle \Gamma_i \rangle^2 = \langle \Gamma_i^{(1)} \Gamma_i^{(1)} \rangle. \quad (17)$$

Obviously, the variance is a special case of the more general correlation function

$$\langle \Gamma_i(\mathbf{r}) \Gamma_j(\mathbf{r}') \rangle = \langle \Gamma_i \Gamma_j \rangle_{\text{spec}} + \langle \Gamma_i \Gamma_j \rangle_{\text{diff}}, \quad (18)$$

which can be divided into a specular (depending only on the mean field) and a diffuse contribution (due to the fluctuating part of the field). By inserting the perturbation expansion $\Gamma_i \approx \Gamma_i^{(0)} + \Gamma_i^{(1)} + \Gamma_i^{(2)}$ we find up to second order for both of these contributions,

$$\begin{aligned} \langle \Gamma_i \Gamma_j \rangle_{\text{spec}} &= \Gamma_i^{(0)}(z) \Gamma_j^{(0)}(z') + \Gamma_i^{(0)}(z) \langle \Gamma_j^{(2)}(z') \rangle \\ &+ \langle \Gamma_i^{(2)}(z) \rangle \Gamma_j^{(0)}(z') \end{aligned} \quad (19)$$

and

$$\langle \Gamma_i \Gamma_j \rangle_{\text{diff}} = \langle \Gamma_i^{(1)}(\mathbf{r}) \Gamma_j^{(1)}(\mathbf{r}') \rangle. \quad (20)$$

Obviously, the specular part depends only on z and z' . This is due to the fact that for the mean field the translational symmetry with respect to the x - y plane is restored after averaging, whereas for a fixed z and z' the diffuse part contains lateral correlations with respect to $|\mathbf{x} - \mathbf{x}'|$. Furthermore, we note that the variance depends on the diffuse part of the correlation function only.

B. Lateral correlation

We now focus on the lateral correlation only. Therefore, we assume $z = z' = z_A$. The correlation function is then given by

$$\langle \Gamma_i(\mathbf{x}) \Gamma_j(\mathbf{x}') \rangle = \langle \Gamma_i \Gamma_j \rangle_{\text{spec}} + \langle \Gamma_i(\mathbf{x}) \Gamma_j(\mathbf{x}') \rangle_{\text{diff}}. \quad (21)$$

It is clear from Eq. (19) that the specular contribution is just a constant term giving an infinite-range correlation depending on the distance z_A only. On the other hand, the diffuse part

depends on $|\mathbf{x} - \mathbf{x}'|$ and, therefore, contains the lateral short-range correlations. We derive the explicit expression for the diffuse part of the correlation function in Appendix C. The result can be stated as [see Eq. (C6)]

$$\begin{aligned} & \frac{\langle \Gamma_i^{(1)}(\mathbf{x}) \Gamma_j^{(1)}(\mathbf{x}') \rangle}{\Gamma_\infty^2} \\ &= \frac{(3\pi)^2}{k_0^2} 2\text{Re} \int \frac{d^2\xi}{(2\pi)^2} \delta^2 g(|\xi|) F_j(\xi; z_A) \\ & \quad \times G_i(\xi; z_A) e^{i\xi \cdot (\mathbf{x} - \mathbf{x}')}, \end{aligned} \quad (22)$$

where the functions G_i and F_j are defined in Eq. (C7) and (C8). In the following we will discuss this expression in more detail.

Let us focus on the evanescent regime, i.e., $z_A \ll \lambda$. The exponential function $\exp(i\gamma'_i z_A) \approx \exp(-|\kappa \pm \xi| z_A)$ in the integrand a_i of F_j and G_i [see Eq. (C2)] then acts as a low-pass filter and restricts the contributing ξ to $\xi < 1/z_A$. On the other hand, for a Gaussian roughness correlation, the roughness power spectrum $g(|\xi|)$ also acts as a low-pass filter, restricting the ξ to $\xi < 1/a$. Therefore, we can make simple approximations for Eq. (22) in the two limits $a \gg z_A$ and $a \ll z_A$.

In the case $a \gg z_A$ the functions F_j and G_i can be approximated by $F_j(\mathbf{0}; z_A)$ and $G_i(\mathbf{0}; z_A)$. It follows immediately from Eq. (C6)

$$\begin{aligned} \frac{\langle \Gamma_i^{(1)} \Gamma_j^{(1)'} \rangle}{\Gamma_\infty^2} &\approx (3\pi)^2 4\text{Im}[G_j(\mathbf{0}; z_A)] \\ & \quad \times \text{Im}[G_i(\mathbf{0}; z_A)] \frac{\delta^2}{k_0^2} W(|\mathbf{x} - \mathbf{x}'|). \end{aligned} \quad (23)$$

We can conclude from this expression that the lateral correlation function reproduces the correlation function of the surface roughness for distances such that $z_A \ll a$, which also holds for $z_A > \lambda$. In particular, the correlation length of the lifetime correlations coincides with a . This means that in this distance regime one can directly *measure the correlation of surface roughness by measuring the correlations of lifetimes above the surface*. In the quasistatic limit the correlation function can be further simplified (see Appendix D for a detailed calculation). We find

$$\frac{\langle \Gamma_{\parallel/\perp} \Gamma_{\parallel/\perp} \rangle_{\text{diff}}}{\Gamma_{\parallel/\perp}^{(0)}(z_A) \Gamma_{\parallel/\perp}^{(0)}(z_A)} \approx 9 \frac{\delta^2}{z_A^2} W(|\mathbf{x} - \mathbf{x}'|). \quad (24)$$

Now, in the opposite limit, where we have $a \ll z_A$ the roughness power spectrum $g(|\xi|)$ in Eq. (8) can be approximated by $g(0) = \pi a^2$ and can be taken out of the integral. The remaining expression can be further simplified in the evanescent regime, assuming that the most important contributions stem from $\xi \gg k_0$ and $\xi \gg k_0 |\epsilon|$. The resulting expression for the Γ_{\parallel} can be written as [see Eq. (D16) Appendix D]

$$\langle \Gamma_{\perp}^{(1)}(\mathbf{r}) \Gamma_{\perp}^{(1)}(\mathbf{r}') \rangle \propto \delta^2 a^2 \frac{P_3\left(\frac{z_A}{\sqrt{z_A^2 + |\mathbf{x} - \mathbf{x}'|^2}}\right)}{[z_A^2 + |\mathbf{x} - \mathbf{x}'|^2]^2}, \quad (25)$$

where P_3 is the Legendre polynomial of third power. Hence, for distances such that $a \ll z_A \ll \lambda$ the lateral correlation goes

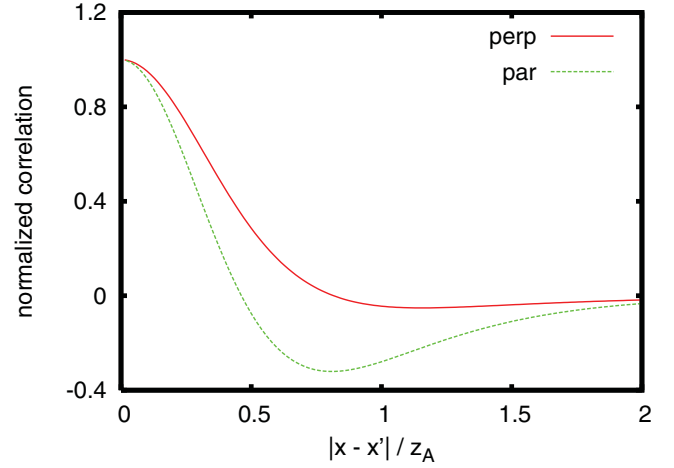


FIG. 5. (Color online) Plot of the correlation functions $\langle \Gamma_{\perp}^{(1)}(\mathbf{r}) \Gamma_{\perp}^{(1)}(\mathbf{r}') \rangle$ and $\langle \Gamma_{\parallel}^{(1)}(\mathbf{r}) \Gamma_{\parallel}^{(1)}(\mathbf{r}') \rangle$ in Eqs. (25) and (D17) over the lateral distance $(\mathbf{x} - \mathbf{x}')/z_A$ normalized to their value at $\mathbf{x} = \mathbf{x}'$.

rapidly to zero for $|\mathbf{x} - \mathbf{x}'| \gg z_A$. Surprisingly, the lateral correlation length depends only on z_A and does neither depend on the correlation length of the surface roughness nor on the properties of the material. For $\langle \Gamma_{\parallel}^{(1)}(\mathbf{x}) \Gamma_{\parallel}^{(1)}(\mathbf{x}') \rangle$ we find a somewhat more complicated but similar expression in Eq. (D17) which leads to the same conclusions. We note that a similar result was found for the intensity correlation in the near-field of a random medium [15,34]

In Fig. 5 we plot the quasistatic results of $\langle \Gamma_{\perp}^{(1)}(\mathbf{x}) \Gamma_{\perp}^{(1)}(\mathbf{x}') \rangle$ and $\langle \Gamma_{\parallel}^{(1)}(\mathbf{x}) \Gamma_{\parallel}^{(1)}(\mathbf{x}') \rangle$ from Eqs. (D16) and (D17) for a fixed distance z_A which is assumed to be so small that the conditions for the quasistatic approximations are met, but $z_A \gg a$. Note that the regime where these approximations are valid might be hard to achieve in practice, since the nonretarded regime starts for SiC, for example, for $z_A < 200$ nm, i.e., for distances which are not much larger than typical surface roughness correlation lengths. Nonetheless, one can expect that, for the intermediate region, the correlation length is the atom-surface distance z_A . To illustrate this fact, we plot in Fig. 6 numerical results for the correlation function in Eq. (22). It can be seen that for intermediate distances $a < z_A < \lambda$ the correlation length is about z_A .

C. Variance and standard deviation

Let us now return to the variance given by Eq. (17). In the quasistatic limit using Eq. (24) we find for $z \ll a$ the simple expression

$$\frac{\sigma_{\parallel/\perp}^2}{[\Gamma_{\parallel/\perp}^{(0)}(z)]^2} \approx 9 \frac{\delta^2}{z_A^2}. \quad (26)$$

In Fig. 7 we show some plots of the standard deviation σ/Γ_0 . It can be seen that the standard deviation approaches the approximate result $3\delta/z_A$ for $z_A \ll a$ so that for very small distances as $z = 10$ nm the standard deviation or variance is on the order of $\Gamma^{(0)}$ or $[\Gamma^{(0)}]^2$, respectively, indicating that fluctuations of the decay rate are large in the quasistatic regime. In all shown cases σ falls off rapidly with the surface atom distance, which is due to the small roughness considered. It

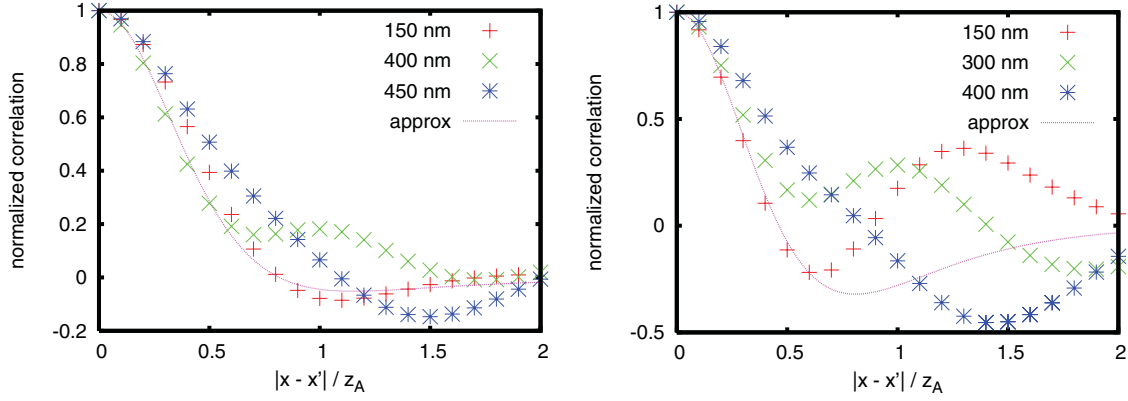


FIG. 6. (Color online) Plot of the correlation functions (left) $\langle \Gamma_{\perp}^{(1)}(\mathbf{r}) \Gamma_{\perp}^{(1)}(\mathbf{r}') \rangle$ and (right) $\langle \Gamma_{\parallel}^{(1)}(\mathbf{r}) \Gamma_{\parallel}^{(1)}(\mathbf{r}') \rangle$ in Eq. (22) for different distances z at $\omega_0 = 1.787 \times 10^{14} \text{ s}^{-1}$ choosing the surface roughness parameters $\delta = 5 \text{ nm}$ and $a = 50 \text{ nm}$. The correlation functions are normalized to their value at $\mathbf{x} = \mathbf{x}'$. Furthermore, we plot again the approximations shown in Fig. 5.

could be expected from Eq. (25) that in the distance regime $a \ll z_A$ the standard deviation varies like $\sigma \propto \delta a / z_A^2$. Indeed, in Fig. 7, we find this power law for σ_{\perp} but not for σ_{\parallel} . Note that for the distance region around 200 nm for which we have found a relatively large roughness correction of 15% to the mean decay rate $\sigma_{\perp/\parallel}$ is smaller than 10%.

D. LDOS fluctuations and C_0 correlation

Finally, we want to explore the relation between the LDOS and the infinite-range intensity correlation C_0 as studied for multiple-scattering media [6]. It was shown that this infinite-range correlation equals the LDOS fluctuations [7]. Since the decay rate is proportional to the LDOS, one could expect, by analogy, that above a rough surface the C_0 correlation equals the decay-rate fluctuations or, more precisely, $C_0 = \sigma^2 / \langle \Gamma \rangle^2$. To prove this, we follow the reasoning of Ref. [8] adapted to our problem. First, we assume for simplicity that we have a nonabsorbing half-space with a rough surface. The radiated power of a dipole in vacuum P_0 and of a dipole above the rough surface P then can be related to the decay rate of an

atom in vacuum Γ_0 and the decay rate of an atom above a rough surface Γ by the simple relation [28]

$$\frac{P}{P_0} = \frac{\Gamma}{\Gamma_0}. \quad (27)$$

Since the decay rate is proportional to the LDOS ρ at the position of the atom we also have $P/P_0 = \rho/\rho_0$.

We now define the speckle correlation function $C(\mathbf{x}, \mathbf{x}')$ for the lateral correlations with respect to \mathbf{x} and \mathbf{x}' above the surface as

$$C(\mathbf{x}, \mathbf{x}') = \frac{\langle I(\mathbf{x}) I(\mathbf{x}') \rangle}{\langle I(\mathbf{x}) \rangle \langle I(\mathbf{x}') \rangle} - 1, \quad (28)$$

where $I(\mathbf{x})$ is the radiated power of the dipole at the position \mathbf{x} such that the integral over a plane parallel to the mean surface at $z = 0$ (but for $z > z_A$ and $z > \lambda_0$ so evanescent waves are not included)

$$\lim_{r_0 \rightarrow \infty} \frac{1}{A} \int_A d^2x I(\mathbf{x}) = PR \quad (29)$$

gives the total radiated power into the half-space for $z > z_A$. Here, we have introduced the circular area $A = \pi r_0^2$. The factor R takes into account that only a part of the total power P is

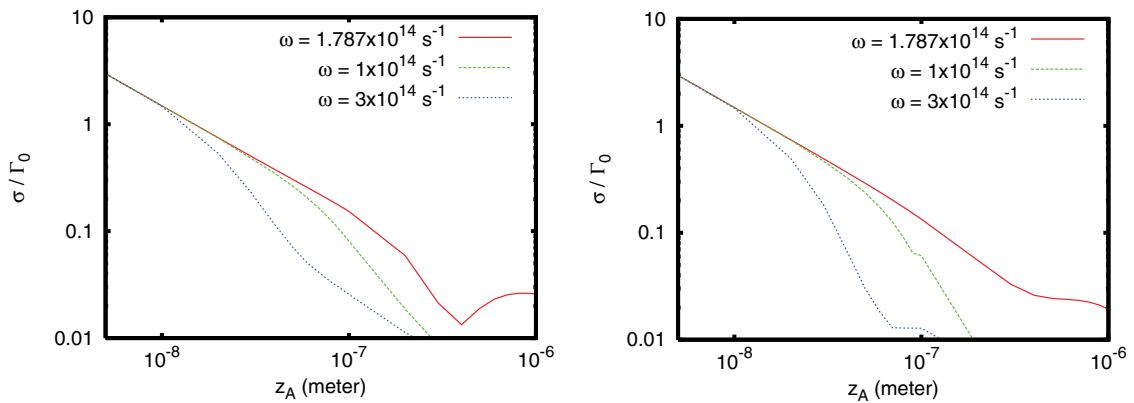


FIG. 7. (Color online) Plot of the standard deviation σ_{\perp} (left) and σ_{\parallel} (right) for different distances of an atom placed at the distance z_A above a rough SiC surface with $\delta = 5 \text{ nm}$ and $a = 200 \text{ nm}$. The transition frequencies are chosen to be $\omega_0 = 1 \times 10^{14} \text{ s}^{-1}$, $1.787 \times 10^{14} \text{ s}^{-1}$, and $3 \times 10^{14} \text{ s}^{-1}$.

radiated into the half-space for $z > z_A$, whereas another part, PT , is radiated into the half-space $z < 0$ such that the total power is the sum of both contributions, i.e., $T + R = 1$.

With the relation $P/P_0 = \rho/\rho_0$ and the definition of $I(\mathbf{x})$ and $C(\mathbf{x}, \mathbf{x}')$, we have

$$\begin{aligned} \left\langle \frac{\rho^2}{\rho_0^2} \right\rangle &= \lim_{r_0 \rightarrow \infty} \frac{1}{A^2} \frac{1}{R^2} \frac{1}{P_0^2} \int_A d^2x \int_A d^2x' \langle I(\mathbf{x})I(\mathbf{x}') \rangle \\ &= \lim_{r_0 \rightarrow \infty} \frac{1}{A^2} \frac{1}{R^2} \frac{1}{P_0^2} \int_A d^2x \\ &\quad \times \int_A d^2x' \langle I(\mathbf{x}) \rangle \langle I(\mathbf{x}') \rangle [C(\mathbf{x}, \mathbf{x}') + 1]. \end{aligned} \quad (30)$$

Since, after averaging, we retrieve the translational invariance parallel to the plane with $z = 0$ and isotropy, we have $\langle I(\mathbf{x}) \rangle = PR = P_0 R \rho / \rho_0$. Inserting this relation into Eq. (30) it follows that

$$\begin{aligned} \langle \rho^2 \rangle &= \langle \rho \rangle^2 \lim_{r_0 \rightarrow \infty} \frac{1}{A^2} \int_A d^2x \int_A d^2x' [1 + C(|\mathbf{x} - \mathbf{x}'|)] \\ &= \langle \rho \rangle^2 \left[1 + \lim_{r_0 \rightarrow \infty} \frac{2\pi}{A} \int_0^\infty dr r C(r) \right]. \end{aligned} \quad (31)$$

In fact, the integral over $C(r)$ gives nonzero contributions only for $C(r) = \text{const} \equiv C_0$, when assuming that for intensity correlations the relation $C(0) \geq C(r)$ for $r > 0$ is valid.¹ Therefore, the integral in Eq. (31) reduces to C_0 , i.e., the constant component of $C(r)$ which is the searched for infinite-range C_0 correlation. Hence, we find

$$C_0 = \frac{\langle \rho^2 \rangle - \langle \rho \rangle^2}{\langle \rho \rangle^2} = \frac{\langle \Gamma^2 \rangle - \langle \Gamma \rangle^2}{\langle \Gamma \rangle^2}, \quad (32)$$

which proves our statement that the C_0 correlation equals the decay-rate fluctuations or $C_0 = \sigma^2 / \langle \Gamma \rangle^2$.

Finally, using the perturbation expansion for the decay rate, we get for the C_0 correlations above a rough surface

$$\begin{aligned} C_0 &= \frac{\sigma^2}{\langle \Gamma \rangle^2} \approx \frac{\langle \Gamma^{(1)} \Gamma^{(1)} \rangle}{(\langle \Gamma^{(0)} \rangle + \langle \Gamma^{(2)} \rangle)^2} \\ &= \frac{\langle \Gamma^{(1)} \Gamma^{(1)} \rangle}{\Gamma^{(0)2}} \frac{1}{\left(1 + \frac{\langle \Gamma^{(2)} \rangle}{\Gamma^{(0)}}\right)^2} \approx \frac{\langle \Gamma^{(1)} \Gamma^{(1)} \rangle}{\Gamma^{(0)2}}. \end{aligned} \quad (33)$$

Hence, the square of the normalized standard deviation $\sigma / \Gamma^{(0)}$ gives the infinite-range C_0 correlation showing its sensitivity to the local environment which enters through its dependence on z_A . In the quasistatic regime, we can now use the above derived result in Eq. (26) so for $z_A \ll a$ we find $C_0 \approx 9\delta^2 / z_A^2$. We note that this result is very similar to the result found by Shapiro [6] for random media, where $C_0 = \pi / (kl)$ with the wave number k and the mean free path of radiation inside the random medium l . In our case, δ^2 / z_A^2 corresponds to the scattering strength $1 / (kl)$.

V. CONCLUSION

We have studied the impact of surface roughness on the decay rate or inverse lifetime of a molecule or atom above

a rough surface. For pedagogical reasons we have considered only SiC as the bulk material, but the conclusions can be easily transferred to other dielectric materials supporting surface modes as, for example, silica. Our results show that the decay rate might be reduced by 15% due to the surface roughness for very shallow roughnesses with an rms of $\delta = 5$ nm and a correlation length of $a = 200$ nm. This reduction is due to the surface-induced scattering of surface modes which prevails for intermediate distances. On the other hand, for very small distances $z_A \ll a$ the roughness correction to the decay rate $\Gamma^{(0)}$ is due to the local electrostatic interaction of the atom or molecule with the surface and is given by the simple expression $6\delta^2 / z_A^2 \Gamma^{(0)}$.

In addition, we have studied the variance and the lateral correlation of decay rates above the rough surface. We find that the lateral correlation length is approximately given by the distance z_A itself in the nonretarded regime for distances larger than a . For distances smaller than a the lateral correlation function resembles the surface roughness correlation function, allowing for a direct measurement of the surface roughness properties by measuring decay rate or lifetime correlations. The variance itself is a special case of the lateral correlation function and we have pointed out that it equals the C_0 correlation as for random media. We have shown that it can also be approximated by a simple result $\sigma^2 = 9\delta^2 / z_A^2$ in the quasistatic regime for $z_A \ll a$, emphasizing that the infinite-range C_0 correlation highly depends on the local environment of the atom, i.e., on the distance z_A .

ACKNOWLEDGMENTS

S.-A. B. gratefully acknowledges support from the Deutsche Akademie der Naturforscher Leopoldina (Grant No. LPDS 2009-7).

APPENDIX A: GREEN'S FUNCTION FOR A FLAT SURFACE

The Green's function with observation point and source point above the flat surface, i.e., for $0 < z \leq z'$, can be stated as [41,42]

$$\begin{aligned} \mathbb{G}^{(0)}(\mathbf{r}, \mathbf{r}'; \omega) &= \int \frac{d^2\kappa}{(2\pi)^2} \frac{i e^{i\kappa \cdot (\mathbf{x} - \mathbf{x}')}}{2\gamma_r} [\mathbb{1}_{--} e^{i\gamma_r(z' - z)} + \mathbb{R}_{+-} e^{i\gamma_r(z' + z)}] \\ &\quad - \frac{1}{3k_0^2} \delta(z - z') \delta(\mathbf{x} - \mathbf{x}') \mathbf{e}_z \otimes \mathbf{e}_z, \end{aligned} \quad (A1)$$

where \mathbf{e}_z is the unit vector in the z direction and \otimes symbolizes the dyadic product. The tensors $\mathbb{1}$ and \mathbb{R} are defined as

$$\mathbb{1}_{--} = \sum_{j=\{s,p\}} \hat{\mathbf{a}}_j^-(\kappa) \otimes \hat{\mathbf{a}}_j^-(\kappa), \quad (A2)$$

$$\mathbb{R}_{+-} = \sum_{j=\{s,p\}} r_j \hat{\mathbf{a}}_j^+(\kappa) \otimes \hat{\mathbf{a}}_j^-(\kappa), \quad (A3)$$

where

$$\hat{\mathbf{a}}_s^-(\kappa) = \hat{\mathbf{a}}_s^+(\kappa) = \frac{1}{\kappa} (-k_y, k_x, 0)', \quad (A4)$$

¹Here, we assume that $C(r) - C_0 \rightarrow 0$ for $r \rightarrow \infty$.

$$\hat{\mathbf{a}}_p^-(\boldsymbol{\kappa}) = -\frac{1}{\kappa k_0}(k_x \gamma_r, k_y \gamma_r, \kappa^2)^t, \quad (\text{A5})$$

$$\hat{\mathbf{a}}_p^+(\boldsymbol{\kappa}) = \frac{1}{\kappa k_0}(k_x \gamma_r, k_y \gamma_r, -\kappa^2)^t \quad (\text{A6})$$

are the polarization vectors for s and p polarization. Note that these vectors are always orthogonal but only normalized for propagating modes with $\kappa < k_0$. The reflection coefficients r_s and r_p are the usual Fresnel coefficients

$$r_s = \frac{\gamma_r - \gamma_t}{\gamma_r + \gamma_t} \quad \text{and} \quad r_p = \frac{\gamma_r \epsilon - \gamma_t}{\gamma_r \epsilon + \gamma_t}. \quad (\text{A7})$$

APPENDIX B: FIRST-ORDER GREEN'S FUNCTION

The correction to the Green's function we find from first-order perturbation theory is [27]

$$\mathbb{G}^{(1)}(\mathbf{r}, \mathbf{r}'; \omega) = -\int \frac{d^2 \kappa}{(2\pi)^2} \int \frac{d^2 \kappa'}{(2\pi)^2} \frac{k_0^2(\epsilon - 1)}{4\gamma_r \gamma_r'} e^{i(\boldsymbol{\kappa} \cdot \mathbf{x} + \gamma_r z)} \times \tilde{S}^{(1)}(\boldsymbol{\kappa}' - \boldsymbol{\kappa}) e^{i(\boldsymbol{\kappa}' \cdot \mathbf{x}' + \gamma_r' z')} \mathbb{X}_{+-}(\boldsymbol{\kappa}, \boldsymbol{\kappa}') \quad (\text{B1})$$

with

$$\tilde{S}^{(1)}(\boldsymbol{\kappa}' - \boldsymbol{\kappa}) = \int d^2 x e^{-i(\boldsymbol{\kappa}' - \boldsymbol{\kappa}) \cdot \mathbf{x}} S(\mathbf{x}) \quad (\text{B2})$$

and

$$\mathbb{X}_{+-}(\boldsymbol{\kappa}, \boldsymbol{\kappa}') = \sum_{i,j=\{s,p\}} \hat{\mathbf{a}}_i^+(\boldsymbol{\kappa}) \otimes \hat{\mathbf{a}}_j^-(\boldsymbol{\kappa}') X_{ij}(\boldsymbol{\kappa}, \boldsymbol{\kappa}'). \quad (\text{B3})$$

The elements of the tensor X_{ij} are given as

$$X_{ss} = t_s t_s' \hat{\boldsymbol{\kappa}} \cdot \hat{\boldsymbol{\kappa}}', \quad (\text{B4})$$

$$X_{sp} = -t_s t_p' \frac{\gamma_t'}{\sqrt{\epsilon} k_0} \mathbf{e}_z \cdot \hat{\boldsymbol{\kappa}} \times \hat{\boldsymbol{\kappa}}', \quad (\text{B5})$$

$$X_{ps} = -t_p t_s' \frac{\gamma_t}{\sqrt{\epsilon} k_0} \mathbf{e}_z \cdot \hat{\boldsymbol{\kappa}} \times \hat{\boldsymbol{\kappa}}', \quad (\text{B6})$$

$$X_{pp} = +t_p t_p' \frac{1}{\epsilon k_0^2} (\kappa \kappa' \epsilon - \gamma_t \gamma_t' \hat{\boldsymbol{\kappa}} \cdot \hat{\boldsymbol{\kappa}}'), \quad (\text{B7})$$

where $\hat{\boldsymbol{\kappa}} = \boldsymbol{\kappa}/\kappa$ and t_s, t_p are the usual amplitude transmission coefficients

$$t_s = \frac{2\gamma_r}{\gamma_r + \gamma_t} \quad \text{and} \quad t_p = \frac{2\gamma_r \sqrt{\epsilon}}{\gamma_r \epsilon + \gamma_t}. \quad (\text{B8})$$

APPENDIX C: CORRELATION FUNCTION

By inserting the Green's function from Eq. (B1) into Eq. (1) we find for the first-order correction to the decay rate the expression

$$\frac{\Gamma_i^{(1)}(\mathbf{r})}{\Gamma_\infty} = \frac{3\pi i}{k_0} \int \frac{d^2 \kappa}{(2\pi)^2} \int \frac{d^2 \kappa'}{(2\pi)^2} [\tilde{S}^{(1)}(\boldsymbol{\kappa}' - \boldsymbol{\kappa}) a_i(\boldsymbol{\kappa}, \boldsymbol{\kappa}'; \mathbf{r}) - \tilde{S}^{(1)}(\boldsymbol{\kappa} - \boldsymbol{\kappa}') a_i^*(\boldsymbol{\kappa}, \boldsymbol{\kappa}'; \mathbf{r})] e^{i\mathbf{x} \cdot (\boldsymbol{\kappa} - \boldsymbol{\kappa}')}, \quad (\text{C1})$$

where

$$a_i(\boldsymbol{\kappa}, \boldsymbol{\kappa}'; \mathbf{r}) = \frac{k_0^2(\epsilon - 1)}{4\gamma_r \gamma_r'} e^{iz(\gamma_r + \gamma_r')} [\mathbf{e}_i^t \cdot \mathbb{X}_{+-} \cdot \mathbf{e}_i]. \quad (\text{C2})$$

With this definition at hand it is an easy task to check that the correlation function is

$$\frac{\langle \Gamma_i^{(1)}(\mathbf{r}) \Gamma_j^{(1)}(\mathbf{r}') \rangle}{\Gamma_\infty^2} = \frac{(3\pi)^2}{k_0^2} 2\text{Re} \int \frac{d^2 \kappa}{(2\pi)^2} \int \frac{d^2 \kappa'}{(2\pi)^2} \delta^2 g(|\boldsymbol{\kappa} - \boldsymbol{\kappa}'|) \times a_i(\boldsymbol{\kappa}, \boldsymbol{\kappa}'; \mathbf{r}) \int \frac{d^2 \kappa''}{(2\pi)^2} [a_j^*(\boldsymbol{\kappa}'', \boldsymbol{\kappa}''; \mathbf{r}') - a_j(\boldsymbol{\kappa}'', \boldsymbol{\kappa}''; \mathbf{r}')] e^{i(\mathbf{x} - \mathbf{x}') \cdot (\boldsymbol{\kappa} - \boldsymbol{\kappa}')} \quad (\text{C3})$$

using the relations

$$\boldsymbol{\kappa}^+ = \boldsymbol{\kappa}'' + (\boldsymbol{\kappa} - \boldsymbol{\kappa}'), \quad (\text{C4})$$

$$\boldsymbol{\kappa}^- = \boldsymbol{\kappa}'' - (\boldsymbol{\kappa} - \boldsymbol{\kappa}'). \quad (\text{C5})$$

By introducing the new variable $\boldsymbol{\xi} = \boldsymbol{\kappa} - \boldsymbol{\kappa}'$ we can write the correlation function as

$$\frac{\langle \Gamma_i^{(1)}(\mathbf{r}) \Gamma_j^{(1)}(\mathbf{r}') \rangle}{\Gamma_\infty^2} = \frac{(3\pi)^2}{k_0^2} 2\text{Re} \int \frac{d^2 \boldsymbol{\xi}}{(2\pi)^2} \delta^2 g(|\boldsymbol{\xi}|) F_j(\boldsymbol{\xi}; z') \times G_i(\boldsymbol{\xi}; z) e^{i\boldsymbol{\xi} \cdot (\mathbf{x} - \mathbf{x}')} \quad (\text{C6})$$

with

$$G_i(\boldsymbol{\xi}; z) = \int \frac{d^2 \kappa}{(2\pi)^2} a_i(\boldsymbol{\kappa}, \boldsymbol{\kappa} - \boldsymbol{\xi}; z) \quad (\text{C7})$$

and

$$F_j(\boldsymbol{\xi}; z') = G_j^*(\boldsymbol{\xi}; z') - G_j(-\boldsymbol{\xi}; z'). \quad (\text{C8})$$

APPENDIX D: APPROXIMATIONS FOR QUASISTATIC LIMIT

In the quasistatic limit ($\kappa \gg k_0$) the reflection coefficients can be approximated by

$$r_p \approx \frac{\epsilon - 1}{\epsilon + 1} \quad \text{and} \quad r_s \approx \frac{\epsilon - 1}{4} \frac{k_0^2}{\kappa^2}. \quad (\text{D1})$$

By inserting these relations into Eqs. (2) and (3) we find the quasistatic approximations for the decay rates

$$\frac{\Gamma_{\parallel}^{(0)}}{\Gamma_\infty} \approx \frac{3}{16} \frac{1}{(k_0 z)^3} \text{Im} \left(\frac{\epsilon - 1}{\epsilon + 1} \right), \quad (\text{D2})$$

$$\frac{\Gamma_{\perp}^{(0)}}{\Gamma_\infty} \approx \frac{3}{8} \frac{1}{(k_0 z)^3} \text{Im} \left(\frac{\epsilon - 1}{\epsilon + 1} \right). \quad (\text{D3})$$

In particular, $\Gamma_{\perp}^{(0)} = 2\Gamma_{\parallel}^{(0)}$.

1. Distance regime $z \ll a$

We now want to find similar simple approximate expressions for the correlation function in Eq. (C6). To this end we consider first $\kappa \gg \xi$, which is fulfilled for $z \ll a$. For such wave vectors we can approximate Eq. (C7) by

$$G_{\parallel}(\boldsymbol{\xi}; z) \approx \int \frac{d\kappa}{2\pi} \frac{k_0^2(\epsilon - 1)}{8\gamma_r^2} e^{2i\gamma_r z} \times \left\{ t_s^2 - \frac{t_p^2}{\epsilon k_0^2} \frac{\gamma_r^2}{k_0^2} [\kappa^2(\epsilon + 1) - k_0^2 \epsilon] \right\}, \quad (\text{D4})$$

$$G_{\perp}(\xi; z) \approx \int \frac{d\kappa}{2\pi} \frac{k_0^2(\epsilon - 1)}{4\gamma_r^2} e^{2i\gamma_r z} \times \frac{t_p^2 - \kappa^2}{\epsilon k_0^2} [\kappa^2(\epsilon + 1) - k_0^2 \epsilon]. \quad (\text{D5})$$

Using the quasistatic approximation for the transmission coefficients

$$t_s \approx 1 \quad \text{and} \quad t_p \approx \frac{2\sqrt{\epsilon}}{\epsilon + 1} \quad (\text{D6})$$

allows for further simplification. We find

$$G_{\parallel}(\xi; z) \approx -\frac{3!}{4\pi} \frac{1}{(2z)^4} \frac{1}{k_0^2} \frac{\epsilon - 1}{\epsilon + 1}, \quad (\text{D7})$$

$$G_{\perp}(\xi; z) \approx -\frac{3!}{2\pi} \frac{1}{(2z)^4} \frac{1}{k_0^2} \frac{\epsilon - 1}{\epsilon + 1}. \quad (\text{D8})$$

Inserting these approximations into Eq. (C6) finally yields

$$\frac{\langle \Gamma_{\parallel}^{(1)}(\mathbf{r}) \Gamma_{\parallel}^{(1)}(\mathbf{r}') \rangle}{\Gamma_{\infty}^2} \approx \frac{81}{256} \frac{\delta^2}{k_0^6 z^4 z'^4} \left[\text{Im} \left(\frac{\epsilon - 1}{\epsilon + 1} \right) \right]^2 W(|\mathbf{x} - \mathbf{x}'|), \quad (\text{D9})$$

$$\frac{\langle \Gamma_{\perp}^{(1)}(\mathbf{r}) \Gamma_{\perp}^{(1)}(\mathbf{r}') \rangle}{\Gamma_{\infty}^2} \approx \frac{81}{64} \frac{\delta^2}{k_0^6 z^4 z'^4} \left[\text{Im} \left(\frac{\epsilon - 1}{\epsilon + 1} \right) \right]^2 W(|\mathbf{x} - \mathbf{x}'|). \quad (\text{D10})$$

As can be expected from $G_{\perp} = 2G_{\parallel}$ we find

$$\frac{\langle \Gamma_{\perp}^{(1)}(\mathbf{r}) \Gamma_{\perp}^{(1)}(\mathbf{r}') \rangle}{\langle \Gamma_{\parallel}^{(1)}(\mathbf{r}) \Gamma_{\parallel}^{(1)}(\mathbf{r}') \rangle} = 4. \quad (\text{D11})$$

2. Distance regime $z \gg a$

In this limit, we consider the case $\kappa \gg \xi$ yielding

$$G_{\perp} \approx \int \frac{d^2\kappa}{(2\pi)^2} a_z(\kappa, -\xi), \quad (\text{D12})$$

$$G_{\parallel} \approx \int \frac{d^2\kappa}{(2\pi)^2} a_x(\kappa, -\xi). \quad (\text{D13})$$

Together with the quasistatic approximation, i.e. $\xi \gg k_0$ and $\xi \gg k_0 \epsilon$, we get

$$G_{\perp} \approx e^{-\xi z} \xi \int \frac{d\kappa}{2\pi} \kappa^3 \frac{t_p(\epsilon - 1)}{k_0^2 4i\gamma_r} e^{i\gamma_r z} \frac{2\sqrt{\epsilon}}{\epsilon + 1} \equiv f_{\perp}(z) e^{-\xi z} \xi \quad (\text{D14})$$

and

$$G_{\parallel} \approx e^{-\xi z} \xi \cos^2(\theta) \frac{1}{2} \int \frac{d\kappa}{2\pi} \kappa \frac{k_0^2(\epsilon - 1)}{4i\gamma_r} e^{i\gamma_r z} \times \left[\frac{\gamma_r \gamma_t t_p}{k_0^2 \epsilon} - \frac{r_s}{k_0^2 \sqrt{\epsilon}} \right] \equiv f_{\parallel}(z) e^{-\xi z} \xi \cos^2(\theta), \quad (\text{D15})$$

where we have introduced $\xi_x = \xi \cos \theta$ and $\xi_y = \xi \sin(\theta)$. Finally, when plugging these results into Eq. (C3) we find [43]

$$\frac{\langle \Gamma_{\perp}^{(1)}(\mathbf{x}) \Gamma_{\perp}^{(1)}(\mathbf{x}') \rangle}{\Gamma_{\infty}^2} \propto \frac{a^2 \delta^2}{[z^2 + |\mathbf{x} - \mathbf{x}'|^2]^2} P_3 \left[\frac{z}{\sqrt{z^2 + (\mathbf{x} - \mathbf{x}')^2}} \right], \quad (\text{D16})$$

$$\frac{\langle \Gamma_{\parallel}^{(1)}(\mathbf{x}) \Gamma_{\parallel}^{(1)}(\mathbf{x}') \rangle}{\Gamma_{\infty}^2} \propto \frac{\delta^2 a^2}{z^4} \left[{}_2F_1 \left(2, \frac{5}{2}; 3; -\frac{|\mathbf{x} - \mathbf{x}'|^2}{z^2} \right) - \frac{20}{3} \frac{|\mathbf{x} - \mathbf{x}'|^2}{z^2} {}_2F_1 \left(3, \frac{7}{2}; 3; -\frac{|\mathbf{x} - \mathbf{x}'|^2}{z^2} \right) \right], \quad (\text{D17})$$

where P_3 is the Legendre polynomial of third power and ${}_2F_1$ is the hypergeometric function.

-
- [1] E. M. Purcell, *Phys. Rev.* **69**, 681 (1946).
 [2] K. H. Drexhage, H. Kuhn, and F. P. Schäfer, *Ber. Bunsenges. Phys. Chem.* **72**, 1179 (1968).
 [3] G. W. Ford and W. H. Weber, *Phys. Rep.* **113**, 195 (1984).
 [4] W. L. Barnes, *J. Mod. Opt.* **45**, 661 (1998).
 [5] B. Shapiro, *Phys. Rev. Lett.* **57**, 2168 (1986).
 [6] B. Shapiro, *Phys. Rev. Lett.* **83**, 4733 (1999).
 [7] B. A. van Tiggelen and S. E. Skipetrov, *Phys. Rev. E* **73**, 045601(R) (2006).
 [8] A. Cazé, R. Pierrat, and R. Carminati, *Phys. Rev. A* **82**, 043823 (2010).
 [9] L. S. Froufe-Pérez, R. Carminati, and J. J. Sáenz, *Phys. Rev. A* **76**, 013835 (2007).
 [10] P. V. Ruijgrok, R. Wüest, A. A. Rebane, A. Renn, and V. Sandoghdar, *Opt. Exp.* **18**, 6360 (2010).
 [11] M. D. Birowosuto, S. E. Skipetrov, W. L. Vos, and A. P. Mosk, *Phys. Rev. Lett.* **105**, 013904 (2010).
 [12] R. Sapienza, P. Bondareff, R. Pierrat, B. Habert, R. Carminati, and N. F. van Hulst, *Phys. Rev. Lett.* **106**, 163902 (2011).
 [13] V. Krachmalnicoff, E. Castanié, Y. De Wilde, and R. Carminati, *Phys. Rev. Lett.* **105**, 183901 (2010).
 [14] J.-J. Greffet and R. Carminati, *Ultramicroscopy* **61**, 43 (1995).
 [15] A. Apostol and A. Dogariu, *Phys. Rev. Lett.* **91**, 093901 (2003).
 [16] A. Apostol and A. Dogariu, *Phys. Rev. E* **67**, 055601(R) (2003).
 [17] R. Carminati, *Phys. Rev. A* **81**, 053804 (2010).
 [18] K. Arya, R. Zeyher, and A. A. Maradudin, *Sol. State Commun.* **42**, 461 (1981).
 [19] P. K. Aravind and H. Metiu, *Chem. Phys. Lett.* **74**, 301 (1980).
 [20] J. Arias, P. K. Aravind, and H. Metiu, *Chem. Phys. Lett.* **85**, 404 (1982).
 [21] Xiao-shen Li, D. L. Lin, and T. F. George, *Phys. Rev. B* **41**, 8107 (1990).
 [22] J. E. Sipe, *Surf. Sci.* **84**, 75 (1979).
 [23] B. N. J. Persson and N. D. Lang, *Phys. Rev. B* **26**, 5409 (1982).

- [24] Ph. Avouris, D. Schmeisser, and J. E. Demuth, *J. Chem. Phys.* **79**, 488 (1983).
- [25] F. Balzer, V. G. Bordo, and H.-G. Rubahn, *Opt. Lett.* **22**, 1262 (1997).
- [26] C. F. Bohren and D. R. Huffman, *Absorption and Scattering of Light by Small Particles*, (John Wiley & Sons, New York, 1983).
- [27] J.-J. Greffet, *Phys. Rev. B* **37**, 6436 (1988).
- [28] L. Novotny and B. Hecht, *Principles of Nano-Optics* (Cambridge University Press, Cambridge, 2006).
- [29] S.-A. Biehs and J.-J. Greffet, *Phys. Rev. B* **81**, 245414 (2010).
- [30] H. Raether, *Surface Plasmons on Smooth and Rough Surfaces and on Gratings* (Springer-Verlag, Heidelberg, 1988).
- [31] J. A. DeSanto, *Scalar Wave Theory* (Springer-Verlag, Heidelberg, 1992).
- [32] V. Emiliani, F. Intonti, M. Cazayous, D. S. Wiersma, M. Colocci, F. Aliev, and A. Lagendijk, *Phys. Rev. Lett.* **90**, 250801 (2003).
- [33] J. Laverdant, S. Buil, B. Bérini, and X. Quélin, *Phys. Rev. B* **77**, 165406 (2008).
- [34] R. Carminati, *Phys. Rev. A* **81**, 053804 (2010).
- [35] S. I. Bozhevolnyi, B. Vohnsen, I. I. Smolyaninov, and A. V. Zayats, *Opt. Commun.* **117**, (1995).
- [36] S. I. Bozhevolnyi, A. V. Zayats, and B. Vohnsen, *Optics at the Nanometer Scale* (Kluwer, Dordrecht, 1996).
- [37] S. I. Bozhevolnyi and V. Coello, *Phys. Rev. B* **64**, 115414 (2001).
- [38] S. Buil, J. Aubineau, J. Laverdant, and X. Quélin, *J. Appl. Phys.* **100**, 063530 (2006).
- [39] J. A. Sánchez-Gil, J. V. Garcíá-Ramos, and E. R. Méndez, *Phys. Rev. B* **62**, 10515 (2000).
- [40] J. A. Sánchez-Gil, J. V. Garcíá-Ramos, and E. R. Méndez, *Opt. Lett.* **26**, 1286 (2001).
- [41] J. E. Sipe, *J. Opt. Soc. Am. B* **4**, 481 (1987).
- [42] C. Henkel and V. Sandoghdar, *Opt. Commun.* **158**, 250 (1998).
- [43] I. S. Gradshteyn and I. M. Ryzhik, *Table of Integrals, Series and Products* (Academic Press, San Diego, 2007).