



A tunable source of correlated atom beams

Marie Bonneau, Josselin Ruaudel, Raphaël Lopes, Jean-Christophe Jaskula,
Alain Aspect, Denis Boiron, Christoph I Westbrook

► To cite this version:

Marie Bonneau, Josselin Ruaudel, Raphaël Lopes, Jean-Christophe Jaskula, Alain Aspect, et al.. A tunable source of correlated atom beams. 2012. hal-00768915v1

HAL Id: hal-00768915

<https://hal-iogs.archives-ouvertes.fr/hal-00768915v1>

Preprint submitted on 26 Dec 2012 (v1), last revised 27 Jun 2013 (v2)

HAL is a multi-disciplinary open access archive for the deposit and dissemination of scientific research documents, whether they are published or not. The documents may come from teaching and research institutions in France or abroad, or from public or private research centers.

L'archive ouverte pluridisciplinaire **HAL**, est destinée au dépôt et à la diffusion de documents scientifiques de niveau recherche, publiés ou non, émanant des établissements d'enseignement et de recherche français ou étrangers, des laboratoires publics ou privés.

A tunable source of correlated atom beams

M. Bonneau,^{1,*} J. Ruauudel,¹ R. Lopes,¹ J.-C. Jaskula,^{1,†} A. Aspect,¹ D. Boiron,¹ and C. I. Westbrook¹

¹*Laboratoire Charles Fabry, Institut d'Optique, CNRS,
Univ Paris Sud, 2 avenue Augustin Fresnel, 91127 Palaiseau, France*

(Dated: December 26, 2012)

We use a one-dimensional optical lattice to modify the dispersion relation of atomic matter waves. Four-wave mixing in this situation produces atom pairs in two well defined beams. We show that these beams present a narrow momentum correlation, that their momenta are precisely tunable, and that this pair source can be operated both in the regime of low mode occupancy and of high mode occupancy.

PACS numbers: 03.75.Lm, 34.50.Cx, 42.50.Dv, 67.85.Hj

In quantum optics, existence of mechanisms to produce photon pairs, such as parametric down conversion, enabled the realisation of several fundamental experiments on quantum mechanics. For example, the violation of Bell's inequalities [1] or the Hong-Ou-Mandel effect [2] reveal the surprising properties of quantum correlations in entangled photon pairs. These fascinating properties have found applications in quantum information and communications [3]. In analogy to photon pairs, there have been several recent demonstrations of correlated atom pairs production [4–9]. In particular, momentum correlations of spatially separated samples is an important requirement for the demonstration of an atomic EPR state [10, 11] and the violation of Bell's inequalities. Such momentum correlations were demonstrated for atom pairs produced by molecule dissociation [4] or by spontaneous four-wave mixing in free space through the collision of two Bose-Einstein condensates (BEC's) [5, 12]. In these experiments the pairs which were produced lay on a spherical shell. This geometry is disadvantageous because many spatial modes are populated, and if one wishes to use Bragg diffraction to manipulate and recombine the pairs on a beam splitter [10, 13], the vast majority of the pairs is unuseable.

On the other hand, if pair production can be concentrated in a small number of modes, experimenters can make more efficient use of the generated pairs. One can then chose to work either with low mode occupation, the well separated pair regime, or with high mode occupation, referred to as the squeezing regime in Ref. [14]. An example of twin beams generated in the latter regime is described in Ref. [7]. The squeezing regime is well suited to the study of highly entangled multiparticle systems, and for investigations of atom interferometry below the standard quantum limit [15, 16]. The pair source we study in this letter can be operated in both regimes. We use atomic four-wave mixing in a one-dimensional (1D) optical lattice, which results in production of atom pairs in two well defined beams, as proposed in Ref. [17] and demonstrated in Ref. [18]. We show that these beams present a narrow momentum correlation, that their momenta are precisely tunable, and that we can control their

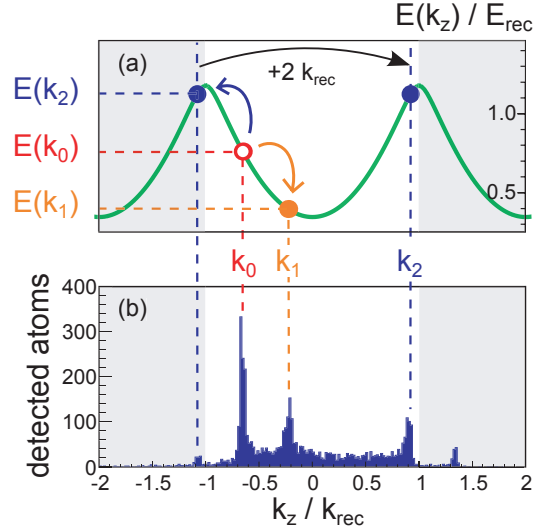


FIG. 1. (Color online) (a) 1D pair creation process in an optical lattice with period $\lambda_{\text{lattice}}/2$: The dispersion relation in the first Bloch band (green solid curve) allows scattering of atoms from a BEC with quasi-momentum k_0 (open red circle) in the lattice frame into pairs with quasi-momenta k_1 (filled orange circle) and k_2 (filled blue circle), so that phase-matching conditions given by energy and momentum conservations are fulfilled. The example here is for a lattice depth $V_0 = 0.725 E_{\text{rec}}$ and $k_0 = -0.65 k_{\text{rec}}$, with $k_{\text{rec}} = 2\pi/\lambda_{\text{lattice}}$ the recoil momentum and $E_{\text{rec}} = \hbar^2 k_{\text{rec}}^2 / 2m = h \times 44$ kHz the recoil energy.

(b) Vertical single-shot momentum distribution (integrated over the total transverse distribution) measured for these conditions. The three main peaks correspond to the initial BEC and to the macroscopically populated beams centered at k_1 and k_2 , which are mainly projected in the first Brillouin zone (in white) when the lattice is switched off. As expected, small diffraction peaks at $k_0 + 2k_{\text{rec}}$ and $k_2 - 2k_{\text{rec}}$ are also visible, due to the proximity of k_0 and k_2 to the band edge.

intensities.

In atom optics, four-wave mixing corresponds to scattering into new momentum classes subject to energy and momentum conservation. In a wave picture, the conservation requirements can be thought of as phase matching

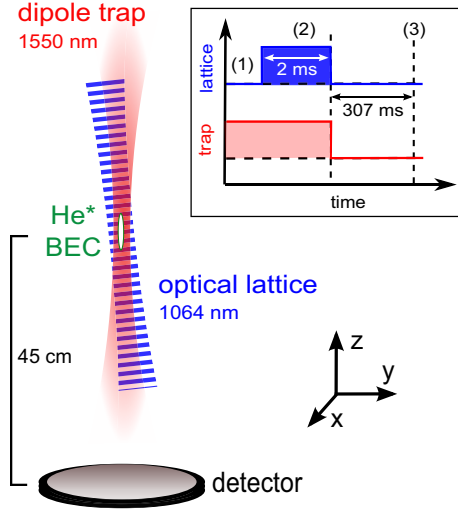


FIG. 2. (Color online) Experimental setup and sequence: (1) Initially, a BEC of metastable helium is trapped in a vertical optical potential with a 43 μm waist. (2) An optical lattice is suddenly applied in the presence of the trap. It is tilted by 7° with respect to the trap axis, and is focused on the BEC with a 200 μm waist. (3) After dipole trap and optical lattice switch off, the cloud expands and falls on the 3D resolved single atom detector. Given the values of the vertical and transverse Thomas-Fermi radii (0.5 mm and 3 μm), the arrival time and position reflect the 3D momentum distribution, provided the momenta are well above $3 \times 10^{-2} k_{\text{rec}}$ along z and $2 \times 10^{-4} k_{\text{rec}}$ transversely.

conditions. The presence of an optical lattice modifies the free-space atomic dispersion relation and therefore, for a range of initial quasi-momenta k_0 [19], the 1D scattering event $2k_0 \rightarrow k_1 + k_2$ is allowed, as shown in Fig. 1(a). Thus, beginning from a BEC at k_0 , atom pairs are spontaneously generated along the lattice axis with well defined quasi-momenta k_1 and k_2 . We will refer to this process as four-wave mixing, but it can also be thought of as a special case of a dynamical instability [20, 21], which was studied in the context of coherence [22, 23] and atomic [24] losses appearing for a BEC moving in a lattice.

The experiment is performed on ^4He atoms in the $m_x = 1$ sublevel of the 2^3S_1 metastable state. The experimental setup and sequence are shown in Fig. 2. After evaporative cooling in an elongated, vertical dipole trap with frequencies $\nu_\perp = 1.5$ kHz and $\nu_z = 6.5$ Hz [25], we produce a BEC (or more precisely a quasi-BEC [26]) with about 10^5 atoms. We then apply an optical lattice with a depth $V_0 = 0.725 E_{\text{rec}}$. This lattice is tuned 19 nm to the blue of the 1083 nm $2^3S_1 - 2^3P$ transition of helium. It is formed by two counterpropagating 17 mW beams with 200 μm waists and whose relative detuning $\delta\nu$ can be varied using acousto-optic modulators. We thus control the value of $k_0/k_{\text{rec}} = \hbar\delta\nu/4E_{\text{rec}}$, the BEC's momentum in the lattice frame. The lattice is held on for a duration

$T_L = 2$ ms, and suddenly switched off, simultaneously with the optical trap. In order to avoid perturbation of the cloud during time-of-flight due to residual magnetic gradients, we apply an RF pulse that transfers 50% of the atoms in the field insensitive $m_x = 0$ sublevel [25]. The atoms remaining in $m_x = 1$ are subsequently removed by a strong magnetic gradient. After a 307 ms mean time of flight, the $m_x = 0$ atoms fall on a micro-channel plate detector, which permits 3D reconstruction of the atomic cloud [27].

As shown in Fig. 1(b), we detect three main density peaks after the time of flight. The higher one is the initial BEC. The two other peaks are formed by the atoms scattered into the momentum classes centered in k_1 and k_2 , whose values are consistent with those expected from the phase-matching conditions illustrated in Fig. 1(a). Since the periodic potential is switched off abruptly, the Bloch states of wavevectors k_0 , k_1 and k_2 are projected onto plane waves, mainly in the first Brillouin zone due to the low lattice depth. Each of the macroscopic beams at k_1 and k_2 contains on the order of 10^2 detected atoms, which we estimate to correspond to about 2×10^3 atoms per beam. We also detect some atoms between the beams, which result from scattering into excited transverse modes [28]. Due to the low overlap between the transversely excited states and the initial wave function, this transverse excitation is far less efficient than the previously described 1D process. In addition, scattered atoms can undergo secondary scattering also contributing to the background between the density peaks.

In the following, we focus on the two beams. Using them for quantum atom optics experiments or for interferometry will require recombining them. It is therefore crucial to know the width of their correlation. From the momentum distribution $n(\mathbf{k})$, we computed the normalised second-order cross correlation function,

$$g_C^{(2)}(\mathbf{k}, \mathbf{k}') = \frac{\langle n(\mathbf{k}) n(\mathbf{k}') \rangle}{\langle n(\mathbf{k}) \rangle \langle n(\mathbf{k}') \rangle} \quad (1)$$

where \mathbf{k} belongs to beam 1 and \mathbf{k}' to beam 2. The BEC is not exactly at rest in the optical trap, but exhibits shot to shot momentum fluctuations of order $10^{-2} k_{\text{rec}}$. We correct for these fluctuations by recentering separately the single shot momentum distributions $n(\mathbf{k})$ around k_1 and k_2 , using the shift obtained from Gaussian fits to the peak at k_1 and to the diffraction peak at $k_0 + 2k_{\text{rec}}$. As shown in Fig. 3(a,b), this correlation function exhibits a peak for $k_z \simeq k_1$ and $k'_z \simeq k_2$. The presence of this peak indicates that the two atomic beams are indeed correlated.

We wish to determine the number of modes present in each beam, and how many of these modes are correlated. We therefore examine the *local* second-order correlation function of a single beam, $g_L^{(2)}(\mathbf{k}, \mathbf{k}')$, which is obtained

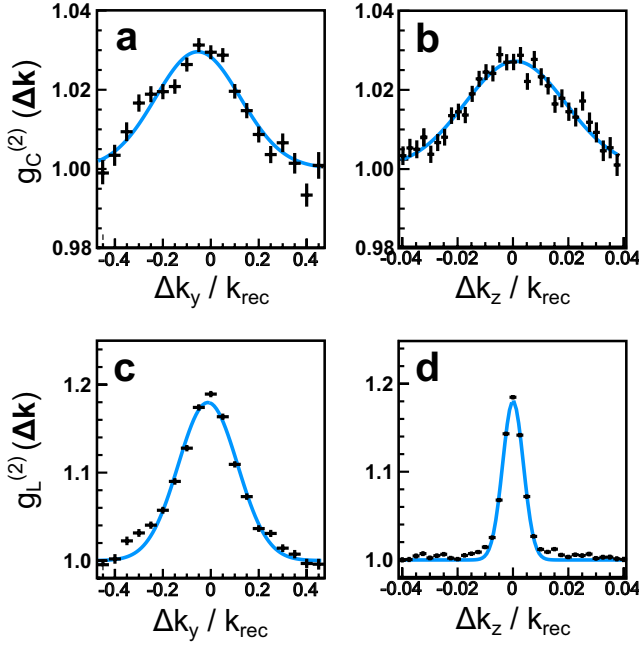


FIG. 3. (a,b) Cuts along (y,z) of the integrated, normalized cross correlation function of the two beams, $g_C^{(2)}(\Delta\mathbf{k}) = \int d\mathbf{k}_i g_C^{(2)}(\mathbf{k}_i, \mathbf{k}_j + \Delta\mathbf{k})$. The integration over the momentum distribution \mathbf{k}_i is performed on a box with dimensions $L_{k_x} = L_{k_y} = 0.4 k_{\text{rec}}$ and $L_{k_z} = 5 \times 10^{-2} k_{\text{rec}}$ centered on beam 1, $\mathbf{k}_i + \mathbf{k}_j = (k_1 + k_2)\mathbf{e}_z$, and the cuts have a thickness $10^{-2} k_{\text{rec}}$ ($1.5 \times 10^{-1} k_{\text{rec}}$) along z (x and y). The bunching, due to the correlation between the cross beams, has a longitudinal (transverse) width $\sigma_{c,z} = 1.8 \times 10^{-2} k_{\text{rec}}$ ($\sigma_{c,y} = 1.6 \times 10^{-1} k_{\text{rec}}$). (c,d) Cuts along (y,z) of the integrated, normalized local correlation function of beam 1, $g_L^{(2)}(\Delta\mathbf{k}) = \int d\mathbf{k}_i g_L^{(2)}(\mathbf{k}_i, \mathbf{k}_i + \Delta\mathbf{k})$. The integration zone is the same as for the cross correlation, and the cuts have a thickness $2.5 \times 10^{-3} k_{\text{rec}}$ ($0.1 k_{\text{rec}}$) along z (x and y). The bunching, due to HBT effect, has a longitudinal (transverse) width $\sigma_{l,z} = 3.7 \times 10^{-3} k_{\text{rec}}$ ($\sigma_{l,y} = 1.3 \times 10^{-1} k_{\text{rec}}$). Cuts along x (not shown here) have same widths and amplitudes as cuts along y . These correlation functions are calculated using 850 experimental realisations, with $k_0 = -0.65 k_{\text{rec}}$ and a lattice depth $V_0 = 0.725 E_{\text{rec}}$.

as in Eq. 1 but with both \mathbf{k} and \mathbf{k}' belonging to beam 1. This correlation function, plotted in Fig. 3(c,d), exhibits bunching for $k'_z \simeq k_z \simeq k_1$, due to density fluctuations (as in the Hanbury Brown and Twiss effect [29]). Similar bunching is observed at k_2 . If we suppose that the widths of the local correlation define the size of a single mode, we can compare them to those of the density (longitudinal rms: $4 \times 10^{-2} k_{\text{rec}}$, transverse rms: $4 \times 10^{-1} k_{\text{rec}}$). We see that about 10 longitudinal and 3 transverse modes are populated. Thus the mode population is, very roughly, 70 atoms/mode. For comparison, in the case of free space four-wave mixing [30], starting from a similar initial BEC, 10^5 modes were populated, with only about 0.02 atom/mode.

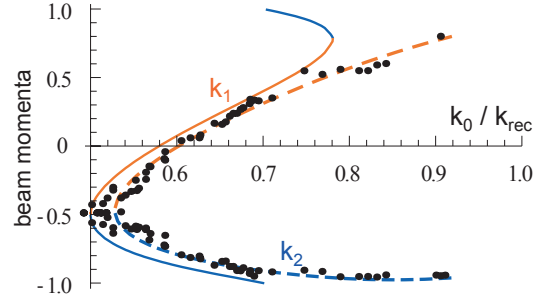


FIG. 4. Measured mean momenta k_1 and k_2 of the twin beams (black dots, in units of k_{rec}) as a function of the initial BEC momentum k_0 (in the lattice frame). The solid line shows the phase-matching curve expected in the absence of interactions, while the dashed line includes the mean field (see Eq. 2).

It appears in Fig. 3 that, while in the transverse direction, the cross and local correlations have similar widths, the cross correlation is 5 times broader than the local one along the vertical axis: each mode is correlated with several modes of the other beam. If one uses two such beams as inputs to a beam splitter, this broadening amounts to a loss of coherence, and the interference contrast would be reduced. We emphasize that the observed widths may be broadened by other effects, and so their numerical ratio is not exactly equal to the number of correlated modes. For the cross correlation, the observed width is broadened by the fact that the vertical source size is not entirely negligible [31]. For the local correlation, we estimate that the finite vertical resolution of the microchannel plate detector contributes notably to the observed width. This resolution comes about because the surface which defines the atom arrival time is not flat but consists of tilted channels which intercept the atoms at different heights. The width shown in Fig. 3(d) is consistent with this interpretation.

The use of an optical lattice permits control over the output beam momenta. Changing the detuning $\delta\nu$ between the lattice beams results in varying the value of k_0 . In Fig. 4, we plot the mean vertical momenta k_1 and k_2 of both beams, measured for different k_0 , as well as the expectation (continuous line) based on the phase matching conditions illustrated in Fig. 1(a). We obtain a fair agreement over a large range, even though the continuous line presents a small shift in comparison to the data points and does not reproduce the observed shape for high values of k_0 . However, as already observed for four-wave mixing in free space [32], phase matching conditions can be influenced by mean field effects. A simple correction to the phase matching curve is found just by adding the mean field to the energy conservation condition: Since the two atoms of a scattered pair are distinguishable from the atoms of the initial BEC, the mean-field energy experienced by each of them is not gn_0 (with $g = 4\pi\hbar^2 a/m$, a and m the scattering length and the mass of He^* and

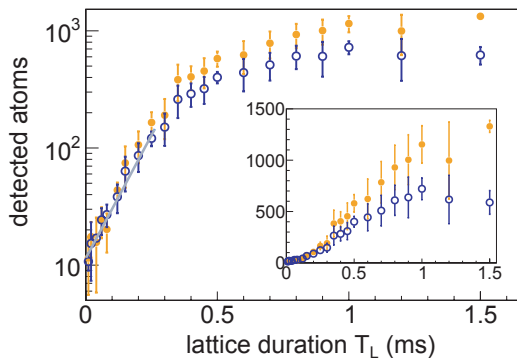


FIG. 5. (Color online) Dependence of the population of beam 1 (orange filled circles) and beam 2 (blue open circles) on the lattice duration T_L for $k_0 = -0.67 k_{\text{rec}}$ and for a lattice depth $V_0 = 1.05 E_{\text{rec}}$ (This depth is a bit higher than for the previously described data, which increases the process efficiency). The gray line is an exponential fit of the detected population in beam 2 for $T_L < 0.3$ ms, which gives a time constant of 0.103 ms and an offset of 11.5 detected atoms. This offset is due to the small thermal part of the source cloud with quasimomenta k_1 and k_2 . Inset: same data with linear scale.

$n_0 \simeq 10^{19}$ atoms/cm³ the BEC's density), but $2gn_0$, so that the energy conservation condition reads:

$$2E(k_0) + 2gn_0 = E(k_1) + E(k_2) + 4gn_0 \quad (2)$$

where the energy $E(k)$ is given by the dispersion relation in the first Bloch band of the lattice without interaction. As seen in Fig. 4 (dashed line), this correction leads to very good agreement with the experimental data, and accounts for the shift of the phase-matching curve and the change of its shape. A more exact calculation of the phase-matching conditions, inspired by [20], confirms the accuracy of Eq. 2 in our experimental conditions and will be given in [33].

Another degree of freedom results from the fact that pair creation only takes place while the lattice is on. We can thus tune the beam populations with the lattice duration T_L . In the example of Fig. 5 these populations increase exponentially with T_L during a few hundreds of μ s, and then reach a plateau. This saturation could be explained by several mechanisms such as the decrease of spatial overlap between condensate and scattered beams [18], multimode effects [34] and secondary scatterings from the beams. Condensate depletion is at most about 20 %, and should be of little importance in the saturation. For small T_L , there is no discernable population difference between both beams. By contrast, we observe that at large T_L the population of beam 1 is almost twice that of beam 2, a phenomenon also noticed in [18]. This may be due to k_2 being in a dynamically unstable region while atoms with quasi-momentum k_1 can only undergo secondary scattering to excited transverse modes.

Figure 5 shows that as long as the pair production rate is small (lattice durations less than 0.5 ms), losses due to secondary scattering processes are negligible and the resulting beams should contain strongly correlated pairs. In an attempt to verify a non-classical correlation, we examined number difference between the two beams. By selecting a narrow transverse window in the two peaks, we do indeed observe a sub-Poissonian difference [7, 30], with a variance about 10% below the shot noise. The size of this window is nearly an order of magnitude narrower than that of the transverse correlation function, a result that is unexpected and which we plan to investigate in future experiments.

To conclude, we have demonstrated an efficient process for the production of correlated atom pairs. We have some degree of control over both the final momenta and the intensity of the correlated beams, and we have characterized the width of the correlation in momentum. Thus we think that this source is a good candidate for use in multiple particle interference experiments both in the regime of well isolated pairs [11] and in the regime of large occupation numbers [10].

We thank K. Mølmer, M. Ebner, J. Schmiedmayer and P. Zin for useful discussions. J.R. is supported by the DGA, R.L. by the FCT scholarship SFRH/BD/74352/2010, and support for the experimental work comes from the IFRAF program, the Triangle de la Physique, the ANR grant ProQuP and ERC - Grant 267 775 Quantatop.

* marie.bonneau@institutoptique.fr

† Present address: Harvard-Smithsonian Center for Astrophysics, Cambridge, Massachusetts 02138, USA

- [1] A. Aspect, *Nature* **398**, 189 (1999).
- [2] C. K. Hong, Z. Y. Ou, and L. Mandel, *Phys. Rev. Lett.* **59**, 2044 (1987).
- [3] J.-W. Pan, Z.-B. Chen, C.-Y. Lu, H. Weinfurter, A. Zeilinger, and M. Zukowski, *Rev. Mod. Phys.* **84**, 777 (2012).
- [4] M. Greiner, C. A. Regal, J. T. Stewart, and D. S. Jin, *Phys. Rev. Lett.* **94**, 110401 (2005).
- [5] A. Perrin, H. Chang, V. Krachmalnicoff, M. Schellekens, D. Boiron, A. Aspect, and C. I. Westbrook, *Phys. Rev. Lett.* **99**, 150405 (2007).
- [6] J. Estève, C. Gross, A. Weller, S. Giovanazzi, and M. K. Oberthaler, *Nature* **455**, 1216 (2008).
- [7] R. Bücker, J. Grond, S. Manz, T. Berrada, T. Betz, C. Koller, U. Hohenester, T. Schumm, A. Perrin, and J. Schmiedmayer, *Nat Phys* **7**, 608 (2011).
- [8] B. Lücke, M. Scherer, J. Kruse, L. Pezzé, F. Deuretzbacher, P. Hyllus, O. Topic, J. Peise, W. Ertmer, J. Arlt, et al., *Science* **334**, 773 (2011).
- [9] E. M. Bookjans, C. D. Hamley, and M. S. Chapman, *Phys. Rev. Lett.* **107**, 210406 (2011).
- [10] A. J. Ferris, M. K. Olsen, and M. J. Davis, *Phys. Rev. A* **79**, 043634 (2009).

- [11] J. Kofler, M. Singh, M. Ebner, M. Keller, M. Kotyrba, and A. Zeilinger, Phys. Rev. A **86**, 032115 (2012).
- [12] K. V. Kheruntsyan, J.-C. Jaskula, P. Deuar, M. Bonneau, G. B. Partridge, J. Ruauadel, R. Lopes, D. Boiron, and C. I. Westbrook, Phys. Rev. Lett. **108**, 260401 (2012).
- [13] T. Kitagawa, A. Aspect, M. Greiner, and E. Demler, Phys. Rev. Lett. **106**, 115302 (2011).
- [14] L.-M. Duan, A. Sørensen, J. I. Cirac, and P. Zoller, Phys. Rev. Lett. **85**, 3991 (2000).
- [15] P. Bouyer and M. A. Kasevich, Phys. Rev. A **56**, R1083 (1997).
- [16] J. A. Dunningham, K. Burnett, and S. M. Barnett, Phys. Rev. Lett. **89**, 150401 (2002).
- [17] K. M. Hilligsøe and K. Mølmer, Phys. Rev. A **71**, 041602 (2005).
- [18] G. K. Campbell, J. Mun, M. Boyd, E. W. Streed, W. Ketterle, and D. E. Pritchard, Phys. Rev. Lett. **96**, 020406 (2006).
- [19] In all this paper we denote momenta by their value divided by \hbar .
- [20] B. Wu and Q. Niu, Phys. Rev. A **64**, 061603 (2001).
- [21] A. Smerzi, A. Trombettoni, P. G. Kevrekidis, and A. R. Bishop, Phys. Rev. Lett. **89**, 170402 (2002).
- [22] F. S. Cataliotti, L. Fallani, F. Ferlaino, C. Fort, P. Madaloni, and M. Inguscio, New J. Phys **5**, 71 (2003).
- [23] M. Cristiani, O. Morsch, N. Malossi, M. Jona-Lasinio, M. Anderlini, E. Courtade, and E. Arimondo, Opt. Express **12**, 4 (2004).
- [24] L. Fallani, L. De Sarlo, J. E. Lye, M. Modugno, R. Saers, C. Fort, and M. Inguscio, Phys. Rev. Lett. **93**, 140406 (2004).
- [25] G. B. Partridge, J.-C. Jaskula, M. Bonneau, D. Boiron, and C. I. Westbrook, Phys. Rev. A **81**, 053631 (2010).
- [26] D. S. Petrov, G. V. Shlyapnikov, and J. T. M. Walraven, Phys. Rev. Lett. **87**, 050404 (2001).
- [27] M. Schellekens, R. Hoppeler, A. Perrin, J. V. Gomes, D. Boiron, A. Aspect, and C. Westbrook, Science **310**, 648 (2005).
- [28] M. Modugno, C. Tozzo, and F. Dalfovo, Phys. Rev. A **70**, 043625 (2004).
- [29] K. Mølmer, A. Perrin, V. Krachmalnicoff, V. Leung, D. Boiron, A. Aspect, and C. I. Westbrook, Phys. Rev. A **77**, 033601 (2008).
- [30] J.-C. Jaskula, M. Bonneau, G. B. Partridge, V. Krachmalnicoff, P. Deuar, K. V. Kheruntsyan, A. Aspect, D. Boiron, and C. I. Westbrook, Phys. Rev. Lett. **105**, 190402 (2010).
- [31] P. Ziñ *et al.* (in preparation).
- [32] V. Krachmalnicoff, J.-C. Jaskula, M. Bonneau, V. Leung, G. B. Partridge, D. Boiron, C. I. Westbrook, P. Deuar, P. Ziñ, M. Trippenbach, *et al.*, Phys. Rev. Lett. **104**, 150402 (2010).
- [33] J. Ruauadel *et al.* (in preparation).
- [34] R. Bücke, U. Hohenester, T. Berrada, S. van Frank, A. Perrin, S. Manz, T. Betz, J. Grond, T. Schumm, and J. Schmiedmayer, Phys. Rev. A **86**, 013638 (2012).