



An acoustic analog to the dynamical Casimir effect in a Bose-Einstein condensate

Jean-Christophe Jaskula, Guthrie B. Partridge, Marie Bonneau, Raphaël Lopes, Josselin Ruaudel, Denis Boiron, Christoph I Westbrook

► To cite this version:

Jean-Christophe Jaskula, Guthrie B. Partridge, Marie Bonneau, Raphaël Lopes, Josselin Ruaudel, et al.. An acoustic analog to the dynamical Casimir effect in a Bose-Einstein condensate. 2012. hal-00714837v1

HAL Id: hal-00714837

<https://hal-iogs.archives-ouvertes.fr/hal-00714837v1>

Preprint submitted on 5 Jul 2012 (v1), last revised 29 Nov 2012 (v2)

HAL is a multi-disciplinary open access archive for the deposit and dissemination of scientific research documents, whether they are published or not. The documents may come from teaching and research institutions in France or abroad, or from public or private research centers.

L'archive ouverte pluridisciplinaire **HAL**, est destinée au dépôt et à la diffusion de documents scientifiques de niveau recherche, publiés ou non, émanant des établissements d'enseignement et de recherche français ou étrangers, des laboratoires publics ou privés.

An acoustic analog to the dynamical Casimir effect in a Bose-Einstein condensate

J.-C. Jaskula,^{1,*} G. B. Partridge,^{1,†} M. Bonneau,¹ R. Lopes,¹ J. Ruauudel,¹ D. Boiron,¹ and C. I. Westbrook¹

¹*Laboratoire Charles Fabry, Institut d'Optique, CNRS,
Univ Paris-Sud, 2 avenue Augustin Fresnel 91127 Palaiseau France*

(Dated: July 5, 2012)

We have realized an acoustic analog to the Dynamical Casimir effect. The density of a trapped Bose-Einstein condensate is modulated by changing the trap stiffness. We observe the creation of correlated excitations with equal and opposite momenta, and show that for a well defined modulation frequency, the frequency of the excitations is half that of the trap modulation frequency.

PACS numbers: 03.75.Kk, 67.10.Jn, 42.50.Lc

Although we often picture the quantum vacuum as containing virtual quanta whose observable effects are only indirect, it is a remarkable prediction of quantum field theory that the vacuum can generate real particles when boundary conditions are suddenly changed [1–4]. Known as the dynamical Casimir effect, a cavity with accelerating boundaries generates photon pairs. Recent experiments have demonstrated this effect in the microwave regime using superconducting circuits [5, 6]. Hawking radiation [7] is another situation characterized by spontaneous pair creation and work on sonic analogs to the Hawking problem [8] has led to the realization that Bose-Einstein condensates (BEC) are attractive candidates to study such analog models [9–11], because their low temperatures promise to reveal quantum effects. Here we exhibit an acoustic analog to the dynamical Casimir effect by modulating the speed of sound in a BEC. We show that correlated pairs of elementary excitations, both phonon-like and particle-like, are produced, in a process that formally resembles parametric down conversion [4, 12].

The first analyses of the dynamical Casimir effect considered moving mirrors, but it has been suggested that a changing index of refraction could mimic the effect [13, 14]. Our experiment is motivated by a suggestion in Ref. [12] that one can realize an acoustic analog to the dynamical Casimir effect by changing the scattering length in an interacting Bose gas. The change in the interaction strength is analogous to an optical index change: the speed of sound (or light) changes. Seen in a more microscopic way, the ground state of such a gas is the vacuum of Bogoliubov quasi-particles whose makeup is interaction-dependent. Changing the interaction strength projects this old vacuum onto a new state containing pairs of the new quasi-particles [12], which appear as pairwise excitations. Instead of changing the interaction strength, we have simply modified the confining potential, which in turn changes the density. Sudden changes such as these have also been suggested as analogs to gravitational phenomena [15, 16].

We study two situations, in the first the confining potential is suddenly increased and in the second the poten-

tial is modulated sinusoidally. The sinusoidal modulation of the trapping potential was studied in Ref. [17–19] in the context of the observation of Faraday waves. Our results on sinusoidal modulation are similar to this work and we have extended it to observe correlated pairs of Bogoliubov excitations. We produce these excitations in both the phonon and particle regimes, and observe correlations in momentum space. Parametric excitation of a quantum gas was also studied in optical lattices in which the optical lattice depth was modulated [20, 21], although in that experiment, the excitation was observed as a broadening of a momentum distribution.

The experimental apparatus is the same as that described in Refs. [22, 23] and is shown schematically in Fig. 1a. We start from a BEC of approximately 10^5 metastable helium (He^*) atoms evaporatively cooled in a vertical optical trap to a temperature of about 200 nK. The trapped cloud is cigar shaped with axial and radial frequencies of 7 Hz and 1500 Hz. In the first experiment we raise the trapping laser intensity by a factor of 2 with a time constant of 50 μs using an acousto-optic modulator (see inset to Fig. 1b). The trap frequencies thus increase by $\sqrt{2}$. The compressed BEC is held for 30 ms before the trap laser is switched off (in less than 10 μs). The cloud falls onto a position sensitive, single atom detector which allows us to measure the atom velocities [24]. After compression, the gas is excited principally in the vertical direction: transversely we only observe a slight heating (about 100 nK). Figure 1b shows a single shot distribution of vertical atom velocities relative to the center of mass and integrated horizontally, while Fig. 1c shows the same distribution averaged over 50 shots. These distributions are more than one order of magnitude wider than that of an unaffected BEC. The individual shots show a complex structure which is not reproduced from shot to shot, as is seen from the washing out of the peaks upon averaging.

We consider the correlations between atoms with vertical velocities v_z and v'_z , by constructing a normalized second-order correlation function, $g^{(2)}(v_z, v'_z)$ [24], averaged over the x - y plane and shown in Fig. 2a. The plot exhibits two noticeable features along the $v'_z = v_z$ and

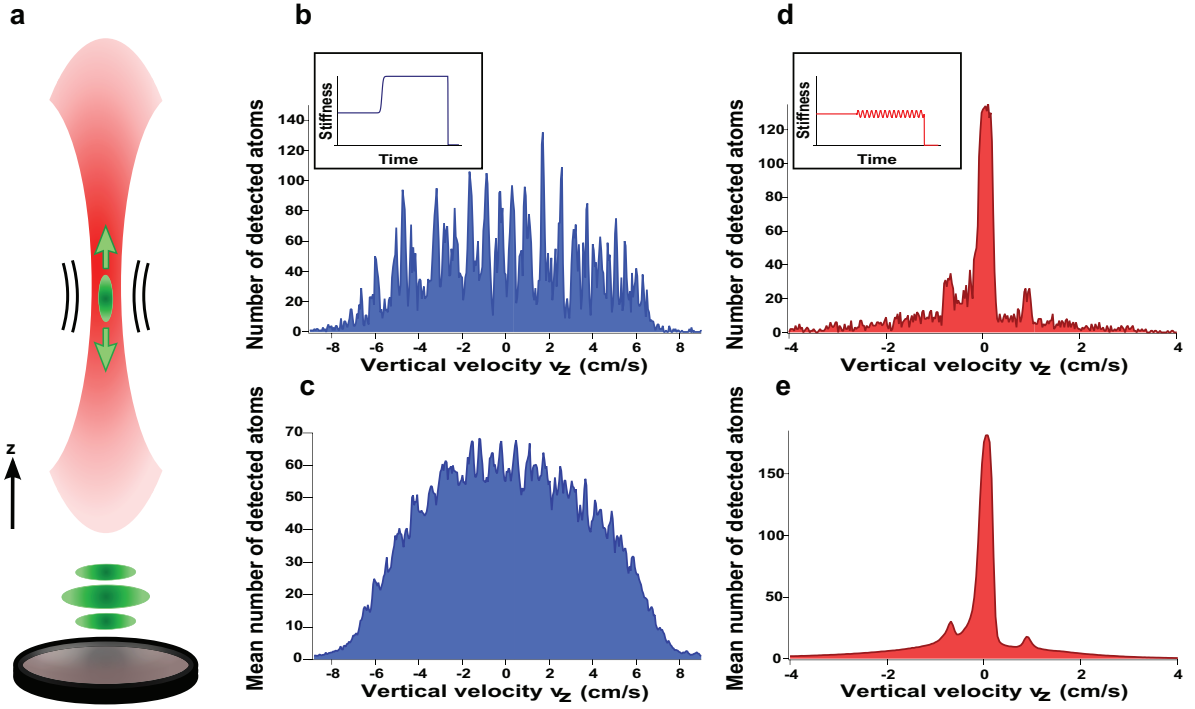


FIG. 1: Effects of time-varying potentials (color online). **a**, Schematic view of the experiment. Pairs of Bogoliubov quasiparticles are created by varying the trap stiffness. After the flight to the detector these excitations appear as a broadening or sidebands on the atom cloud in the vertical (z) direction. In the following plots we convert arrival times to relative velocities and average over the transverse dimensions. **b**, Single shot velocity distribution for a cloud which was subjected to a sudden increase in the trap stiffness. The inset shows the time evolution of the trap stiffness. **c**, As in **b** but averaged over 50 shots. **d**, Single shot velocity distribution for a cloud which was subjected to a weak, sinusoidal modulation of the trap stiffness at 2.17 kHz. The inset shows the time evolution of the trap stiffness. **e**, As in **d** but averaged over 780 shots.

$v'_z = -v_z$ diagonals. The former reflects the fluctuations in the momentum distribution, as in the Hanbury Brown and Twiss effect [25], except that this cloud is far from thermal equilibrium. The $v'_z = -v_z$ correlation is a clear signature of a correlation between quasi-particles of opposite velocities. A projection of this off-diagonal correlation is shown in Fig. 2b. At low momentum, the excitations created by the perturbation are density waves (phonons) which in general consist of superpositions of several atoms traveling in opposite directions. In the conditions of our clouds, a phonon is adiabatically converted into a single atom of the same momentum during the release by a process referred to as “phonon evaporation” [26]. Therefore in the phonon regime as well as in the particle regime, we interpret the back-to-back correlation in Fig. 2a as the production of pairs of Bogoliubov excitations with oppositely directed momenta as predicted in the acoustic dynamical Casimir effect analysis [12].

To further study this process, we replace the compression by a sinusoidal modulation of the laser intensity $I(t) = I_0(1 + \delta \cos \omega_m t)$ (inset of Fig. 1d). We choose δ such that the trap frequencies are modulated peak to peak by about 10%. The modulation is applied

for 25 ms before releasing the condensate. Figures 1d and 1e show respectively single shot and averaged momentum distributions resulting from the modulation. One sees that the momentum distribution develops sidebands, approximately symmetrically placed about the center. Figure 3a shows the normalized correlation function, plotted in the same way as in Fig. 2a, for a modulation frequency $\omega_m/2\pi = 2170$ Hz. We again observe anti-diagonal correlations as for a sudden excitation except that the correlations now appear at a well defined velocity, which coincides with that of the sidebands (see Fig. 3b).

We have examined sinusoidal modulation for frequencies $\omega_m/2\pi$ between 900 Hz and 5000 Hz and observed excitations similar to those in Fig. 3. We summarize our observations in Fig. 4a in which we plot the excitation frequency as a function of the sideband velocity. We also plot the locations of the peaks in the correlation functions on the same graph. For modulation frequencies much above 2 kHz, the anti-diagonal correlation functions are quite noisy preventing us from clearly identifying correlation peaks. This noise may have to do with the proximity of the parametric resonance with the transverse trap frequency (~ 3 kHz) [18].

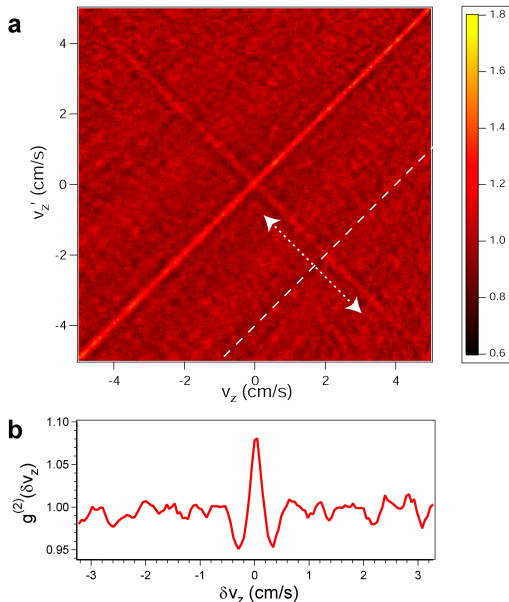


FIG. 2: Density correlations after a sudden compression (color online). **a**, Normalized correlation function $g^{(2)}(v_z, v'_z)$ of clouds that have undergone a sudden compression as in Fig. 1b. The signal on the diagonal results from the density fluctuations in the cloud whereas the anti-diagonal line indicates the creation of correlated quasiparticles with opposite momenta. This is the signature for the analog dynamical Casimir effect. **b**, Plot of the correlation function along the dashed line and integrated over a region indicated by the dotted arrows, as a function of $\delta v_z = v'_z - v_z$. The dips on either side the peak may be related to the effect reported in [27].

A weakly interacting quantum gas obeys the well known Bogoliubov-de Gennes dispersion relation between the frequency $\omega_{\mathbf{k}}$ and wavevector k :

$$\omega_{\mathbf{k}} = \alpha \sqrt{c^2 k^2 + \left(\frac{\hbar k^2}{2m}\right)^2} \quad (1)$$

with $\alpha = 1$ and c , the sound velocity. This relation describes both phonons (long wavelength excitations) whose dispersion is linear and free particles, whose dispersion is quadratic. If our observation indeed corresponds to the creation of pairs, we expect the total excitation energy to be shared between the two excitations. Momentum conservation, on the other hand, requires that the two energies be equal, implying $\omega_m = 2\omega_{\mathbf{k}}$. Therefore the relation between the modulation frequency and the sideband velocity should also be given by Eq. 1 but with $\alpha = 2$ and $k = mv_z/\hbar$. Fitting the points in Fig. 4a to (1) with α and c as free parameters, we obtain $\alpha = 2.2 \pm 0.3$. The fitted sound velocity, 8 ± 3 mm/s, is consistent with the value one can calculate from the trap parameters and the estimated number of atoms [24].

We can further corroborate our interpretation of pairwise excitations by a method more direct and robust than

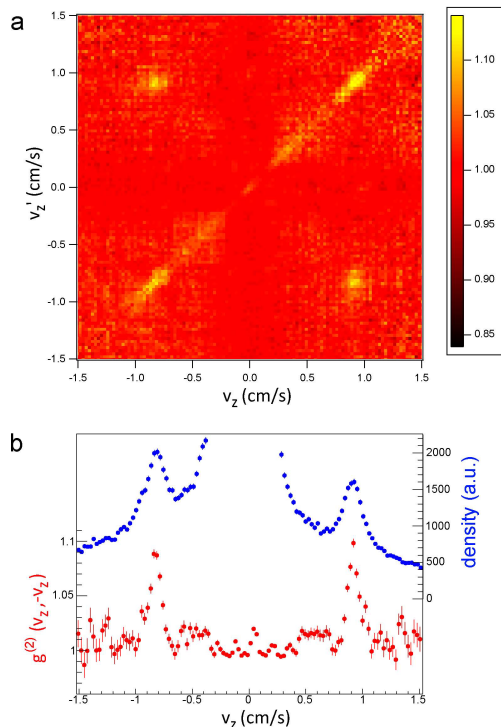


FIG. 3: Density correlations after a periodic modulation (color online). **a**, Normalized correlation function $g^{(2)}(v_z, v'_z)$ measured after sinusoidal modulation of the trap frequency at a frequency $\omega_m/2\pi = 2.17$ kHz, using 243 experimental shots. We observe a strong correlation between well defined, oppositely directed velocities. **b**, Plot of the density distribution (blue) and of the anti-diagonal velocity correlation function, $g^{(2)}(v_z, v'_z = -v_z)$ (red).

the 2 parameter fit to the data in Fig. 4a. In Fig. 4b, we compare the dispersion relation resulting from modulation with that obtained by Bragg scattering. Bragg scattering produces single excitations of quasiparticles at a definite energy and momentum [28]. We excited the BEC with two lasers in the Bragg configuration to determine the frequency for a given k -vector [24]. Then, under the same experimental conditions, using sinusoidal trap laser modulation, we excited the BEC at various frequencies and found the corresponding velocities. The lower curve in Fig. 4b is a fit to the Bragg data in which we fix $\alpha = 1$ and fit the speed of sound. The upper curve is a fit to the trap modulation data in which we set the speed of sound to that found in the first fit and we allowed α to vary. This second fit yields $\alpha = 2.07 \pm 0.2$. The fitted speed of sound for this data set (about 13 mm/s) is higher than in the data of Fig. 4a, because during these runs the number of atoms in the condensate was larger.

An even more dramatic confirmation of our interpretation would be the observation of sub-Poissonian intensity differences in the two sidebands, as was observed in the

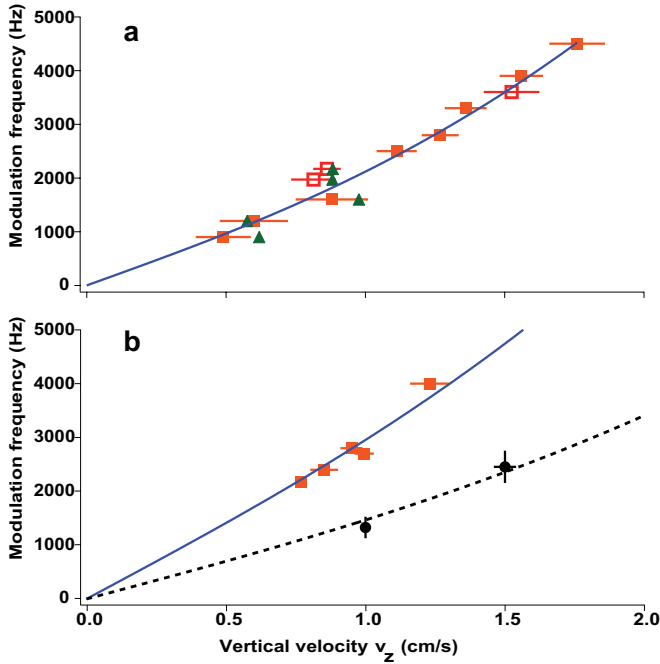


FIG. 4: Dispersion relation observed by modulating the trap depth (color online). **a**, The orange squares show the side-band velocity determined from the density distributions. The green triangles are derived from the correlation functions of the same data. The curve is a fit to the dispersion relation (1) as described in the text. Only the solid squares were included in the fit: these points were all taken on the same day, whereas the open squares were taken under slightly different trap conditions, with possibly different density. The error bars are statistical estimates based on the fits to the velocity distributions such as in figure 3b. **b**, Comparison between trap modulation and Bragg scattering. The black circles are observations of the dispersion relation by Bragg spectroscopy. The orange squares are found as in (a), and clearly show that the corresponding frequency is about a factor of two higher than in the Bragg data at a given velocity. The curves show the two fits discussed in the text. The vertical error bars on the Bragg data are determined by fits to the Bragg resonances.

experiment of Ref. [5], as well as in Ref. [29]. The latter experiment modulated the center of a trapped, one dimensional gas producing transverse excitations which in turn produced twin beams. Comparing intensity differences in the sidebands we observe a reduction of the fluctuations compared to uncorrelated regions of the distribution. However this reduction is not sub-Poissonian, probably because of a background under the sidebands (see Fig. 1d). The background is due to atoms spilling out of the trap before release.

Another difference between our experiment and an ideal realization of the dynamical Casimir effect is that the temperature is not negligible. This means that the pair generation did not arise from the vacuum but rather from thermal noise. For our temperature of 200 nK, the

thermal occupation of the mode of frequency 2 kHz is 1.6. In the absence of a thermal background, the normalized correlation function would show an even higher peak. Using the perturbative approach of Ref. [12], one can show that $g^{(2)}(v_z, v'_z = -v_z)$ is a decreasing function of the temperature, since thermal quasi-particles are uncorrelated and only dilute the correlation.

Many authors have discussed the relationship of the dynamical Casimir effect to Hawking radiation and Unruh radiation (see [4] for a recent review). It has also been noted that the two particle correlations that arise in the sonic Hawking problem constitute an important potential detection technique [10, 30], although these authors examined correlations in position space. The present study of the dynamical Casimir effect has confirmed the power of correlation techniques, and shown that momentum space is a good place to look for them. We expect that a similar approach can be applied to Hawking radiation analogs as well as the general problem of studying the physics of curved spacetime by laboratory analogies.

This work was supported by the IFRAF institute, the Triangle de la Physique, the ANR-ProQuP project, J.R. by the DGA, R.L. by the FCT scholarship SFRH/BD/74352/2010, and GBP by the Marie Curie program of the European Union. We acknowledge fruitful discussions with D. Clément, I. Carusotto, A. Recati, R. Balbinot, A. Fabbri, N. Pavloff and P.-E. Larré.

Supplementary material

Detection and data analysis. The atoms are detected after falling 46.5 cm to a position sensitive detector which allows reconstruction of the arrival time and horizontal position of individual atoms [25]. The mean time of flight is 307 ms. Given the value of the vertical Thomas-Fermi radius (0.5 mm), this time is long enough for the arrival time to reflect the vertical velocity, provided this velocity is well above 1.5 mm/s.

The experimental correlation function corresponds to a 2D-histogram of the vertical velocities v_z and v'_z of each possible pair of atoms originating from a single condensate, and averaging over all realizations. For normalization we divide this first histogram by a second 2D-histogram obtained with pairs of atoms originating from separate realizations. We observe shot to shot fluctuations in the arrival times and widths of the condensate. To avoid spurious correlation signals arising from fluctuations in arrival time, we recentered each shot by aligning the condensate peaks before averaging and normalizing. The fluctuations in the width were reduced by selecting two different width classes and normalizing them separately before adding them to obtain Fig. 3.

Speed of sound in a quasi-condensate. For our typical atom number and trap frequencies, the atomic clouds are in the 1D-3D cross-over. We follow the model of Ref. [31] to calculate the speed of sound of atoms confined

in a cylindrical trap and obtain $mc^2 = \frac{\hbar\omega_{\perp}}{2}(\tilde{\mu} - 1/\tilde{\mu})$ where $\omega_{\perp}/2\pi$ is the transverse frequency of the trap and $\tilde{\mu} > 1$ the chemical potential in units of $\hbar\omega_{\perp}$. We then apply a local density approximation for the longitudinal confinement on the dynamical structure factor [28] to relate the speed of sound of equation (1) with the atom number.

Bragg spectroscopy. In the Bragg spectroscopy measurement of Fig. 4, we use two laser beams at an angle θ to provide an excitation wavevector $\mathbf{k} = 2 \times \sin(\theta/2)k_{\text{laser}}\mathbf{e}_z$. The angles were approximately 6° and 9° . The wave vector was measured by applying an intense $10 \mu\text{s}$ pulse which populated many diffraction orders. The positions of the diffraction orders permitted an accurate fit to find the wavevector. For Bragg diffraction, the excitation pulse was of 5 ms duration. We then varied the relative frequency of the two laser beams to find the Bragg resonances for both positive and negative frequency differences. The difference in the position of the resonances divided by 2 was used as the frequency $\omega_{\mathbf{k}}$. The Bragg spectra exhibit a single sideband, showing that phonon excitations appear with a single momentum, as predicted by the phonon evaporation scenario.

* Present address: Harvard-Smithsonian Center for Astrophysics, Cambridge, Massachusetts 02138, USA

† Present address: Agilent Laboratories, Santa Clara, CA 95051, USA

- [1] G. T. Moore, J. Math. Phys. **11**, 2679 (1970), ISSN 00222488.
- [2] S. A. Fulling and P. C. W. Davies, P. Roy. Soc. A-Math. Phys. **348**, 393 (1976), ISSN 1364-5021.
- [3] V. V. Dodonov, Phys. Scripta **82**, 038105 (2010).
- [4] P. D. Nation, J. R. Johansson, M. P. Blencowe, and F. Nori, Rev. Mod. Phys. **84**, 1 (2012).
- [5] C. M. Wilson, G. Johansson, A. Pourkabirian, M. Simoen, J. R. Johansson, T. Duty, F. Nori, and P. Delsing, Nature **479**, 376 (2011).
- [6] P. Lähteenmäki, G. S. Paraoanu, J. Hassel, and P. J. Hakonen, arXiv: p. 1111.5608 (2011).
- [7] S. W. Hawking, Nature **248**, 30 (1974), ISSN 0028-0836.
- [8] W. G. Unruh, Phys. Rev. Lett. **46**, 1351 (1981).
- [9] L. J. Garay, J. R. Anglin, J. I. Cirac, and P. Zoller, Phys. Rev. Lett. **85**, 4643 (2000).
- [10] R. Balbinot, A. Fabbri, S. Fagnocchi, A. Recati, and I. Carusotto, Phys. Rev. A **78**, 021603 (2008), URL <http://link.aps.org/doi/10.1103/PhysRevA.78.021603>.
- [11] O. Lahav, A. Itah, A. Blumkin, C. Gordon, S. Rinott, A. Zayats, and J. Steinhauer, Phys. Rev. Lett. **105**, 240401 (2010).
- [12] I. Carusotto, R. Balbinot, A. Fabbri, and A. Recati, Eur. Phys. J. D **56**, 391 (2010), ISSN 1434-6060.
- [13] E. Yablonovitch, Phys. Rev. Lett. **62**, 1742 (1989).
- [14] F. X. Dezael and A. Lambrecht, Europhys. Lett. **89**, 14001 (2010).
- [15] P. O. Fedichev and U. R. Fischer, Phys. Rev. Lett. **91**, 240407 (2003).
- [16] P. Jain, S. Weinfurter, M. Visser, and C. W. Gardiner, Phys. Rev. A **76**, 033616 (2007).
- [17] P. Engels, C. Atherton, and M. A. Hoefer, Phys. Rev. Lett. **98**, 095301 (2007), URL <http://link.aps.org/doi/10.1103/PhysRevLett.98.095301>.
- [18] K. Staliunas, S. Longhi, and G. J. de Valcárcel, Phys. Rev. A **70**, 011601 (2004).
- [19] Y. Kagan and L. A. Manakova, Phys. Rev. A **76**, 023601 (2007).
- [20] C. Schori, T. Stöferle, H. Moritz, M. Köhl, and T. Esslinger, Phys. Rev. Lett. **93**, 240402 (2004), URL <http://link.aps.org/doi/10.1103/PhysRevLett.93.240402>.
- [21] C. Tozzo, M. Krämer, and F. Dalfovo, Phys. Rev. A **72**, 023613 (2005), URL <http://link.aps.org/doi/10.1103/PhysRevA.72.023613>.
- [22] G. B. Partridge, J.-C. Jaskula, M. Bonneau, D. Boiron, and C. I. Westbrook, Phys. Rev. A **81**, 053631 (2010), ISSN 1050-2947.
- [23] J.-C. Jaskula, M. Bonneau, G. B. Partridge, V. Krachmalnicoff, P. Deuar, K. V. Kheruntsyan, A. Aspect, D. Boiron, and C. I. Westbrook, Phys. Rev. Lett. **105**, 190402 (2010), ISSN 0031-9007.
- [24] See supplementary material at <http://link.aps.org/supplemental/XXX>.
- [25] M. Schellekens, R. Hoppeler, A. Perrin, J. V. Gomes, D. Boiron, A. Aspect, and C. I. Westbrook, Science **310**, 648 (2005).
- [26] C. Tozzo and F. Dalfovo, Phys. Rev. A **69**, 053606 (2004), ISSN 1050-2947.
- [27] A. Imambekov, I. E. Mazets, D. S. Petrov, V. Gritsev, S. Manz, S. Hofferberth, T. Schumm, E. Demler, and J. Schmiedmayer, Phys. Rev. A **80**, 033604 (2009), URL <http://link.aps.org/doi/10.1103/PhysRevA.80.033604>.
- [28] R. Ozeri, N. Katz, J. Steinhauer, and N. Davidson, Rev. Mod. Phys. **77**, 187 (2005), URL <http://link.aps.org/doi/10.1103/RevModPhys.77.187>.
- [29] R. Bücker, J. Grond, S. Manz, T. Berrada, T. Betz, C. Koller, U. Hohenester, T. Schumm, A. Perrin, and J. Schmiedmayer, Nat. Phys. **7**, 608 (2011).
- [30] P.-E. Larré, A. Recati, I. Carusotto, and N. Pavloff, Phys. Rev. A **85**, 013621 (2012), URL <http://link.aps.org/doi/10.1103/PhysRevA.85.013621>.
- [31] F. Gerbier, Europhys. Lett. **66**, 771 (2004), ISSN 0295-5075.