



**HAL**  
open science

# Experimental realization of a nondeterministic optical noiseless amplifier

Franck Ferreyrol, Rémi Blandino, Marco Barbieri, Rosa Tualle-Brouri,  
Philippe Grangier

► **To cite this version:**

Franck Ferreyrol, Rémi Blandino, Marco Barbieri, Rosa Tualle-Brouri, Philippe Grangier. Experimental realization of a nondeterministic optical noiseless amplifier. *Physical Review A: Atomic, molecular, and optical physics* [1990-2015], 2011, 83 (6), pp.063801. 10.1103/PhysRevA.83.063801 . hal-00624758

**HAL Id: hal-00624758**

<https://hal-iogs.archives-ouvertes.fr/hal-00624758>

Submitted on 20 Nov 2015

**HAL** is a multi-disciplinary open access archive for the deposit and dissemination of scientific research documents, whether they are published or not. The documents may come from teaching and research institutions in France or abroad, or from public or private research centers.

L'archive ouverte pluridisciplinaire **HAL**, est destinée au dépôt et à la diffusion de documents scientifiques de niveau recherche, publiés ou non, émanant des établissements d'enseignement et de recherche français ou étrangers, des laboratoires publics ou privés.

## Experimental realization of a nondeterministic optical noiseless amplifier

Franck Ferreyrol, Rémi Blandino, Marco Barbieri, Rosa Tualle-Brouri, and Philippe Grangier

*Groupe d'Optique Quantique, Laboratoire Charles Fabry, Institut d'Optique, CNRS,  
Université Paris-Sud, Campus Polytechnique, RD 128, F-91127 Palaiseau cedex, France*

(Received 26 December 2010; published 1 June 2011)

Linear amplifiers are necessarily affected by a minimal amount of noise, which is needed in order to preserve the linearity and the unitarity prescribed by quantum mechanics. Such a limitation might be partially overcome if the process is realized by conditioning its operation on a trigger event, for instance, the result of a measurement. Here we present a detailed analysis of a noiseless amplifier, implemented using linear optics, a down-conversion-based single-photon source, and single-photon detection. Our results demonstrate an amplification adding a level of noise lower than the minimum allowed by quantum mechanics for deterministic amplifiers. This is made possible by the nondeterministic character of our device, whose success rate is sufficiently low not to violate any fundamental limit. We compare our experimental data to a model taking into account the main imperfections of the setup and find a good agreement.

DOI: [10.1103/PhysRevA.83.063801](https://doi.org/10.1103/PhysRevA.83.063801)

PACS number(s): 42.50.Nn, 42.50.Ct, 42.50.Ex, 42.50.Xa

### I. INTRODUCTION

The classical description of a linear-amplifying device uses two key parameters: its gain and its added noise. To some extent, these two parameters are independent, and one can imagine a device working at an arbitrary large gain with an arbitrarily small noise. However, the classical picture does not tell us the full story, and fundamental limitations appear when looking at the quantum aspects of the process. Then, the amplification of an arbitrary signal does affect its fluctuation properties, depending on the effective gain of the device [1]. This can be understood by noticing that a noiseless deterministic phase-independent amplifier would allow one to improve the initial signal-to-noise ratio (SNR) on an input beam, and eventually to violate Heisenberg's inequalities. In a more rigorous framework, one can observe that it is necessary to introduce an extra noise operator so that the output field can satisfy the canonical commutation relations.

These limitations can be partially overcome if we renounce to a deterministic implementation. The idea is to achieve noiseless amplification only for a fraction of the total events, with a success probability low enough not to increase the net information. In this case we need a suitable triggering mechanism able to sort the successful events from the whole ensemble.

Several proposals have been presented to realize probabilistic noiseless amplification [2–4]. The present paper is devoted to the device proposed in Ref. [2], based on a variation of the teleportation protocol, with a detailed analysis of its experimental realization [5] and of the theoretical model used to describe the data.

This work is organized as follows. In Sec. II we give a brief review of the fundamental concepts about the amplification of quantum signals. In Sec. III we detail our experimental setup and present a simple theoretical model. Section IV discusses the results, and conclusions and perspectives are presented in Sec. V.

### II. AMPLIFICATION OF QUANTUM SIGNALS

#### A. General framework

Coherent states have been introduced by Glauber as the translation into quantum language of states exhibiting

quasiclassical properties [6]. Their classicality manifests in the fact that for a large average photon number, one can define almost perfectly an amplitude and a phase, as for classical fields. However, at weaker intensities quantum features are predominant, hence their application to quantum cryptography [7]. This approach to quantum key distribution somehow bridges between classical and quantum communications, as it exploits quantum characteristics of laser pulses, which can be easily transmitted over ordinary channels. Different from classical communication, adopting an amplifier in order to recover losses from the transmission is not a winning strategy for several reasons [8]. The main drawback is that amplification does affect the fluctuation properties of coherent states, corrupting their property of being minimal uncertainty packets, which is crucial for their use in quantum cryptography.

To illustrate this, we recall the treatment of a quantum amplifier presented by Caves [1]. Consider an optical field, whose quadratures are defined as

$$\begin{aligned} X &= \sqrt{N_0}(a^\dagger + a), \\ P &= i\sqrt{N_0}(a^\dagger - a), \end{aligned} \quad (1)$$

where  $a^\dagger$  and  $a$  are the creation and destruction operators, respectively, and  $N_0$  is a constant including normalization factors. In these terms, one can write the Heisenberg relation as  $[X, P] = 2iN_0$ . We show in Fig. 1(a) a contour plot for the case of coherent states, relevant to our investigation. An ideal amplifier would perform the transformation  $X \rightarrow g_X X, P \rightarrow g_P P$ , where we allowed the gain to be phase dependent by introducing two distinct values  $g_X, g_P$ . In general, this transformation does not produce physically meaningful quadratures, as they do not satisfy the uncertainty relation. It is then necessary to introduce two auxiliary noise fields  $B_X, B_P$ :

$$\begin{aligned} X_{\text{out}} &= g_X X_{\text{in}} + B_X, \\ P_{\text{out}} &= g_P P_{\text{in}} + B_P. \end{aligned} \quad (2)$$

The noise fields average to zero, and they need to satisfy

$$[B_X, B_P] = 2iN_0(g_X g_P - 1). \quad (3)$$

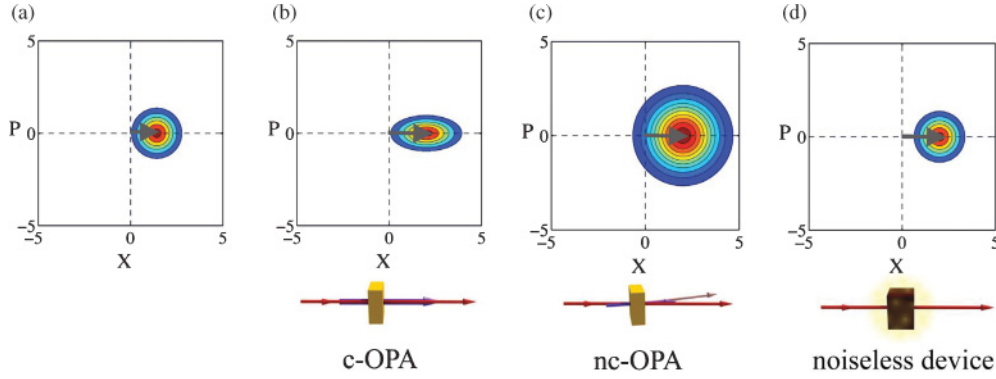


FIG. 1. (Color online) Amplification of coherent states. The quantum states are shown as a contour plot in the phase space. (a) The initial coherent state with variance one and amplitude  $\alpha = 1$ . (b) Phase-dependent amplification. In this case only the  $X$  quadrature is amplified by a factor  $g$ , while its conjugate  $P$  is deamplified by  $1/g$ . Variances are modified accordingly, so that the amplification does not lead to a better (or worse) resolution in  $X$ . This process results from a passage in a collinear optical parametric amplifier (c-OPA). (c) Phase-independent amplification. The gain  $g$  is the same for all quadratures; consequently the round shape is preserved. Nevertheless the resolution is worse than the initial case due to excess noise. This operation can be realized by tuning an OPA in a noncollinear regime (nc-OPA). (d) Noiseless amplifier. The input amplitude is increased for any value of its phase, without affecting its noise properties.

For a phase-dependent amplifier, the excess noise may vanish if  $g_X = 1/g_P$ . This does not imply, however, that the amplification is noiseless: The gain also enhances quantum fluctuations by a factor  $g_X^2$ . What the device actually does preserve is the initial SNR of the input field [Fig. 1(b)]. For a phase-independent amplifier,  $g_X = g_P = g$ , and an excess noise contribution of  $(2g^2 - 1)$  vacuum units appears. The SNR is worsened during the amplification process [Fig. 1(c)].

Comparing these two situations, a phase-dependent amplifier is often called “noiseless,” in the sense that it adds no excess noise, as compared with the phase-independent case. However, throughout this paper we will reserve this term only for an ideal amplifier that would strictly preserve the noise property of the input for both quadratures [Fig. 1(d)]: Such a device is thus forbidden within the framework of Eqs. (2) and (3).

### B. The noiseless amplifier

In order to overcome the bound (3) and realize a noiseless process, we can take inspiration from the linear optical approach to quantum computing, as proposed by Knill, Laflamme, and Milburn (KLM) [9].

When measurements come into play, an initial state  $|\psi_{\text{in}}\rangle$  is not necessarily linked to the resulting output  $|\psi_{\text{out}}\rangle$  by a unitary evolution. The pivot in KLM scheme is to exploit this to simulate Kerr-like interaction between two photons using uniquely linear elements. To do so, some extra resources need to be brought in: These have to interact linearly with the target photons; then subsequently they are measured. The output is observed only when a particular measurement result occurs, and other events are discarded. We could possibly design a similar scheme to create an extremely nonlinear effect such as the one needed for noiseless amplification.

The first proposal in this sense has been put forward by Ralph and Lund, based on a variant of teleportation; as said above, our implementation is a direct realization of their protocol. Different schemes adopt either mixing with a thermal state and photon subtraction [4] or sequences of photon addition and subtraction [3]. The conceptual scheme is shown in Fig. 2(a).

For the moment, we restrict our attention to weak intensities coherent states ( $\|\alpha\| \ll 1$ ), which can be well approximated by a development up to the single-photon term:

$$|\alpha\rangle \simeq |0\rangle + \alpha|1\rangle. \quad (4)$$

The ancillary resource needed to accomplish the task is a single-photon state  $|1\rangle$ . This photon is split on an asymmetric beam splitter (A-BS) with reflectivity  $r$ , generating an entangled state:

$$\sqrt{1-r^2}|1\rangle_T|0\rangle_R + r|0\rangle_T|1\rangle_R, \quad (5)$$

where  $T, R$  denote the output modes of the A-BS. The  $T$  mode represents the output port of the amplifier. The input state is made to interfere with the  $R$  mode on a symmetric beam splitter (S-BS); then photon counting is performed at the out-ports. We accept the run when a single photon is measured by the detector  $D_1$  and no photons arrive on the detector  $D_2$ . This event can arise from two distinct occurrences: Either the single photon came from the entangled state, and then the vacuum is left on the  $T$  mode, or the single photon came from the input, and thus a single photon is present on the  $T$  mode. Quantum interference generates the state

$$|0\rangle + g\alpha|1\rangle, \quad (6)$$

with  $g = \sqrt{1-r^2}/r > 1$  acting as a gain factor. If the condition  $g\|\alpha\| \ll 1$  is satisfied, the superposition (6) is still an adequate approximation of the coherent state  $|g\alpha\rangle$ , resulting in the implementation of the noiseless amplifier. Conditioning on the event when one photon is detected by  $D_2$  and a vacuum by  $D_1$  also results in a successful run, up to a  $\pi$  phase shift on the single-photon component. Both events are acceptable if active phase modulation is applied.

For arbitrary input intensities, we can imagine splitting  $|\alpha\rangle$  on an  $N$ -port beam splitter in such a way that  $\|\alpha\|/\sqrt{N}$  is sufficiently weak. Each portion is then amplified by the device described above, and the outputs are recombined on a second  $N$ -port splitter; see Fig. 2(b). As the output states are not

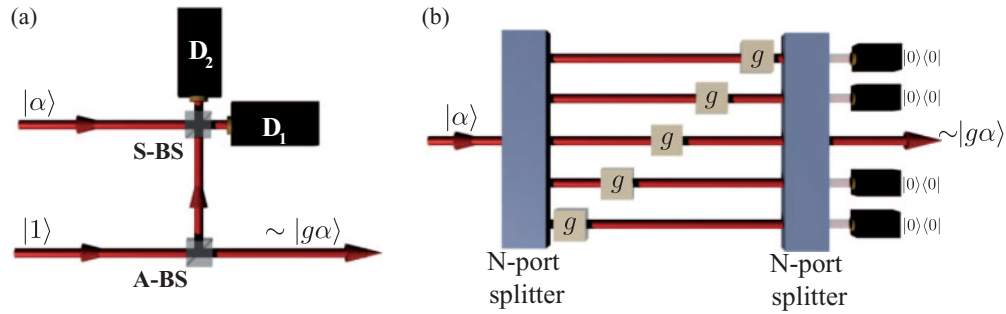


FIG. 2. (Color online) Teleportation-based noiseless amplifier. (a) Single-stage amplifier for  $\|\alpha\| \ll 1$ . A single photon is split on an asymmetric beam splitter (A-BS). The input state  $|\alpha\rangle$  is superposed with reflected output of the A-BS on asymmetric beam splitter (S-BS). A successful run is flagged by a single-photon event on detector  $D_1$  and no photons on detector  $D_2$ , or vice versa. The transmitted mode is the output of the amplifier, and, conditioned on the right detection events, it is approximately in the amplified state  $|g\alpha\rangle$ . (b) Multistage amplifier for arbitrary intensities. The input is divided into  $N$  equal parts, each of them having an acceptable intensity to be amplified in a single stage, depicted as boxes labeled  $g$ . The  $N$  outputs are then recombined, and the run is accepted only if no photons are detected on the remaining  $N-1$  ports.

exactly coherent states, it is necessary to ensure that all the radiation emerges from a single port. The success probability  $P = r^{2N} \exp[-(g^2 - 1)\|\alpha\|^2]$  becomes exponentially small as  $\|\alpha\|$  increases, preventing any overall information gain.

The protocol can be interpreted as a variant of the teleportation scheme adopted for the “quantum scissors” [10,11], which correspond to the case  $r^2 = 1/2$ . It was originally proposed with the aim of truncating a coherent state to its single-photon component so as to generate an optical qubit. It retains the main features of the teleportation scheme by the use of an entangled resource—the split single photon—and a joint measurement, obtained from interference on the S-BS and photon counting. The working principle of the amplifier is indeed to teleport the information coded in the input coherent state—e.g., its phase and amplitude—to a more intense beam.

### C. Gain and noise figures

In our implementation we will consider the amplitude (measured from the origin) as the signal. This suggests to quantify the amplification by an effective gain  $g_{\text{eff}}$  defined as the ratio of the output and input mean values:

$$g_{\text{eff}} = \frac{\langle X_{\text{out}} \rangle}{\langle X_{\text{in}} \rangle}, \quad (7)$$

where without restriction of generality we have defined the  $X$  axis along the direction of the input.

Actual implementations of a noiseless amplifier will be unavoidably affected by nonideal components, resulting in excess noise. We then need an indicator to compare the noise at the input and at the output while taking into account the amplification. A suggestion in this sense comes from electronics and from quantum nondemolition measurements [7,12–14]. The question to be asked is what level of noise should we add to the input to find the one actually observed at the output, were we operating a noiseless device. The quantity

$$N_{\text{eq}} = \frac{\langle \delta X_{\text{out}}^2 \rangle}{g^2} - \langle \delta X_{\text{in}}^2 \rangle, \quad (8)$$

called “equivalent input noise,” relates according to this picture the variance of the output state  $\langle \delta X_{\text{out}}^2 \rangle$  to the initial variance

$\langle \delta X_{\text{in}}^2 \rangle$  and the gain  $g$ . Here  $N_{\text{eq}}$  is defined for the  $X$  quadrature, but the definition can be extended to any arbitrary direction of the phase space.

In the case of a usual phase-dependent amplifier for the  $X$  quadrature, the variance at the output is proportional to the one at the input  $\langle \delta X_{\text{out}}^2 \rangle = g_X^2 \langle \delta X_{\text{in}}^2 \rangle$ :  $N_{\text{eq}}$  vanishes, meaning that the initial fluctuation properties are preserved as said above [15,16]. For the phase-independent device, one has  $N_{\text{eq}} = |g^2 - 1|/g^2$ ; hence excess noise is introduced in the process. This holds true if we allow for  $g < 0$ , i.e., a beam splitter with transmittivity  $g$ : Even if the fluctuation properties for a coherent state are left untouched,  $N_{\text{eq}}$  is useful to flag a reduction in resolution due to losses.

The ideal case for the noiseless amplifier shows  $N_{\text{eq}} = (1 - g^2)/g^2 < 0$ : The device acts as a kind of noise eater for the input state. This condition cannot be met by any deterministic device; therefore we can use the criterion  $N_{\text{eq}} < 0$  as the distinctive feature of a noiseless amplification process, even if it is nonideal.

## III. THE EXPERIMENT

### A. Description of the setup

While the implementation of the general device is a technical challenge, a single-stage noiseless amplifier is well within present experimental possibilities. This study goes beyond an academic exercise, given the interest of weak coherent states for quantum cryptography [17]. In our investigation we also aim to establish experimentally the maximum useful value of  $\|\alpha\|$  that one can feed in the amplifier without being severely affected by the abrupt truncation (6).

The scheme of our setup is shown in Fig. 3. Single photons are produced by using a nonlinear crystal optical parametric amplifier (OPA). This process generates photon pairs in two correlated modes; the presence of a single photon on one mode is inferred by a click on a single-photon detector  $D_0$  placed on the other “twin” mode [18]. The source is a 100  $\mu\text{m}$  thick KNbO<sub>3</sub> slab, pumped by doubled Ti:sapphire laser pulses ( $P_{\text{max}} = 3.3$  mW,  $\lambda_p = 423.5$  nm,  $\Delta t = 220$  fs, repetition rate 800 kHz). Phase matching is temperature tuned

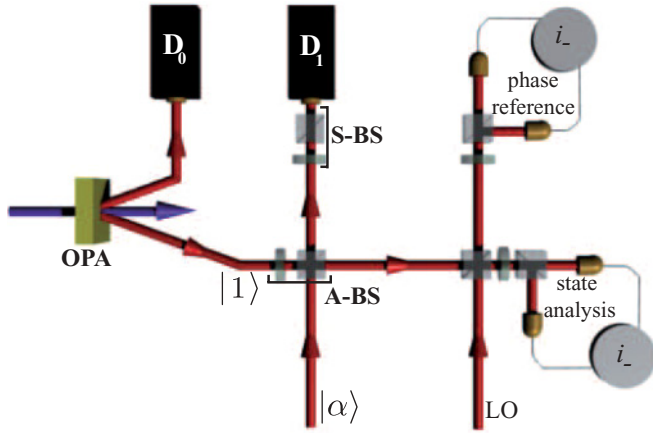


FIG. 3. (Color online) Diagram of the experimental setup. We used single photons produced by an optical parametric amplifier (OPA), which is then split over two polarization modes by the A-BS, realized with a half-wave plate (HWP) and a polarizer. This is recombined with the input  $|\alpha\rangle$  on the S-BS, realized again by a HWP and a polarizer. The output state is analyzed by homodyne detection, using a phase reference coherent with the input. See text for more details.

to obtain frequency degenerate emission at an angle  $\sim 3^\circ$ . Photons on the heralding mode are filtered by a single-mode fiber and a grating-slit assembly transmitting over a bandwidth  $\sim 1$  nm centered on degeneracy  $\lambda = 2\lambda_p$ .

In order to preserve phase stability without active locking, we realized a polarization encoding of the  $T$  and  $R$  modes, corresponding to the horizontal ( $H$ ) and vertical ( $V$ ) components, respectively. This allows us to realize the A-BS by the combination of a half-wave plate (HWP) and a polarizing beam splitter (PBS): The polarization is prepared in the state  $r|V\rangle + \sqrt{1-r^2}|H\rangle$ , and then the photon is split over two spatial modes.

The input is fed through the second input port of the PBS: Its  $H$  component represents the coherent input  $|\alpha\rangle$  to be amplified, and the  $V$  component is a phase reference. In this way both the coherent state and the split single photon are on the same spatial  $R$  mode, but with orthogonal polarizations. We can now make these two interfere by a HWP and a PBS, set to implement the S-BS. In the ideal case, we would have one detector on each output of the PBS; due to the limited efficiency of our single-photon detection ( $\sim 10\%$ ),  $D_2$  can be dropped from the actual implementation without significantly affecting the performance of the amplifier. Hence, our device works conditionally on a coincidence count between  $D_0$  and  $D_1$ .

On the  $T$  mode we have both the actual output of the amplifier and the reference signal. We can perform homodyne measurements on both polarization modes [19], so as to obtain the quadratures of the output state on  $H$  and a sorting signal on  $V$ . The latter gives us the instantaneous value of the phase of the coherent state  $|\alpha\rangle$ , hence the measured quadrature. Data from the  $H$  detection are thus sorted accordingly, which amounts to choosing  $\alpha$  to be real and positive. The extinction ratio of used polarizing cubes, around  $10^{-4}$ , is sufficiently low in order to have negligible effects, provided that the difference of amplitude between the coherent state and the reference signal does not become too important.

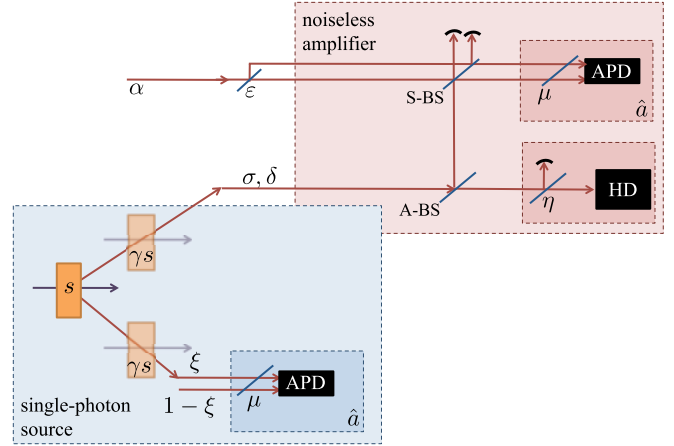


FIG. 4. (Color online) Modeling of the experiment. The imperfections of our setup are taken into account by a series of linear elements, which allow us to calculate an explicit expression for the Wigner function of the output state. Symbols are explained in the text.

## B. Modeling of the experiment

The components used in the experiment present several departures from the ideal behavior, which will affect the output. In order to take into account these imperfections, we adopt the methods developed in Refs. [18,20]. Our treatment is split in two steps: First we compute the actual state produced by our single-photon source, then we feed it as the ancilla for the noiseless amplifier. The conceptual layout is shown in Fig. 4.

Concerning the source, two-mode squeezing ideally occurs with a gain  $\cosh^2(s)$ , which depends on the pump power. In the actual OPA, parasite processes occur that cause excess noise to appear on these modes. This effect can be modeled by two fictitious squeezers with gain  $\cosh^2(\gamma s)$ , where  $\gamma$  is the relative strength of the two squeezers. These are represented in Fig. 4.

The quality of our single-photon resource is also limited by heralding. Indeed, this is also performed with a limited efficiency: In a fraction  $\xi$  of the events, we detect the correct mode, which will be correlated with the mode of the local oscillator. The remaining cases represent a background of spurious events, whose detection does not affect the other mode. Due to low detection efficiency  $\mu$ , we can substitute the exact expression of the detection operator with the annihilation operator  $\hat{a}$ . The expression of the state conditionally prepared by our OPA is then [18]

$$W_1(x, p) = \frac{1}{\pi} \left( 1 - \delta + \delta \frac{x^2 + p^2}{\sigma^2} \right) e^{-\frac{x^2 + p^2}{\sigma^2}}, \quad (9)$$

where

$$\begin{aligned} \sigma^2 &= 2\eta[\cosh^2(s)\cosh^2(\gamma s) - 1] + 1, \\ \delta &= \frac{2\xi\eta}{\sigma^2} \frac{\sinh^2(s)\cosh^2(\gamma s)}{1 - \operatorname{sech}^2(s)\operatorname{sech}^2(\gamma s)}, \end{aligned} \quad (10)$$

and  $\eta$  is the efficiency of the homodyne detector, HD. We have adopted the convention  $N_0 = 1/2$  corresponding to  $[X, P] = i$ . This expression is valid in the limit of low efficiency of the heralding APD, as is the case for our experiment,



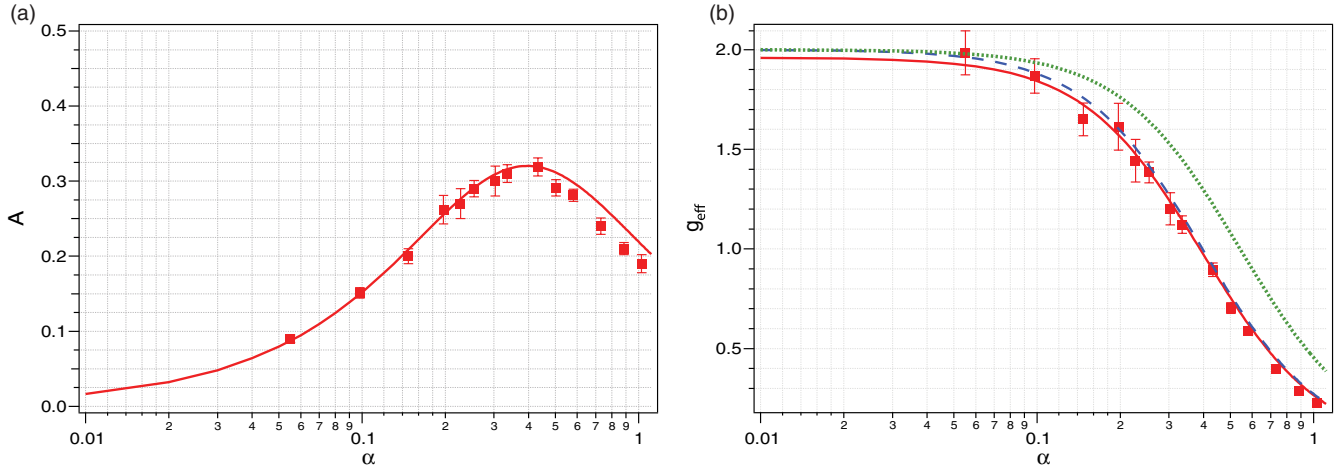


FIG. 5. (Color online) Experimental results for the amplification. (a) Values of the amplitude of the oscillations in vacuum units; errors are indicated as the uncertainties on a sinusoid fit on the raw data. (b) Measured effective gain. The solid line is the prediction obtained by our model. The dotted line gives the prediction for perfect single-photon and mode matching, and the dashed line gives the prediction for perfect mode matching  $\epsilon = 1$  and experimental single photon.

but gives satisfactory numerical results in the general case [18]. The state is characterized by two parameters  $\sigma$  and  $\delta$ , which can be extracted directly from the quadrature histograms [18].

We now turn our attention to the noiseless amplifier. When conditioning is considered, we have to take into account finite mode matching between the single-photon mode and the coherent state, as this can be achieved with finite precision. The description of the input then needs two different modes: one that is indistinguishable from the one of the single photon  $\hat{a}_{//}$ , and a second in the orthogonal subspace  $\hat{a}_{\perp}$ . The mode of the coherent state has contributions from both subspaces  $\hat{a}_{\alpha} = \sqrt{\epsilon} \hat{a}_{//} + \sqrt{1 - \epsilon} \hat{a}_{\perp}$ . The parameter  $\epsilon \sim 1$  quantifies the quality of the interference occurring at S-BS. In order to simplify our calculations, we can rescale the detection efficiency  $\mu$  of the second APD as  $\nu = \mu/\eta$ , by considering loss  $\eta$  on the mode  $\hat{a}_{\alpha}$ . This creates a symmetry for the two arms of the S-BS and thus simplifies the treatment. We are then working with these two states in our amplifier: (1) the single-photon state (9) and (2) a coherent state with an effective amplitude  $\alpha_{\text{eff}} = \sqrt{\eta} \sqrt{\epsilon} \alpha$ .

This is the starting point for the modelization of the amplifier. The first step consists in mixing the single photon with the vacuum  $W_0(x_0, p_0)$  on the A-BS, having transmittivity  $t$ , and reflectivity  $r$ :

$$W_{\text{ABS}}(x, p, x_0, p_0) = W_1(tx - rx_0, tp - rp_0) \times W_0(rx + tx_0, rp + tp_0). \quad (11)$$

We now make the reflected mode interfere with the coherent state on the S-BS and then trace over the mode we are not observing. This gives a more complex expression  $W_{\text{SBS}}(x, p, x_1, p_1)$  describing the output mode  $(x, p)$ , and the mode  $(x_1, p_1)$  arriving on the APD. As above, detection on the latter is represented by the application of the  $\hat{a}$  operator. The final state we obtain corresponds to a good conditioning event. However, we find imperfectly matching results in uncorrelated events, very much as is the case for the modal purity  $\xi$  in the

single-photon state (9). An effective modal purity  $\xi_{\text{eff}}$  has to be introduced to weight the two contributions:

$$\xi_{\text{eff}} = \frac{P_{//}}{P_{//} + P_{\perp}}, \quad (12)$$

where  $P_{//}$  ( $P_{\perp}$ ) is the probability of detecting one photon from the mode  $\hat{a}_{//}$  ( $\hat{a}_{\perp}$ ). Conditioning on a bad event clearly corresponds to observing the state (9) after transmission through the ABS. This does not affect its structure but modifies its characteristic parameters as  $\sigma^2 \rightarrow \sigma_t^2 = t^2 \sigma^2 + 1 - t^2$ , and  $\delta \rightarrow \delta_t = t^2 \delta \frac{\sigma^2}{\sigma_t^2}$  as a result from the extra loss.

Some manipulation leads to the final expression:

$$W_{\text{ampl}}(x, p) = \frac{1}{\pi \sigma_t^2} [c_0 + c_1 x + (c_2 + c_3 x)(x^2 + p^2) + c_4(x^2 + p^2)^2] e^{-\frac{x^2 + p^2}{\sigma_t^2}}, \quad (13)$$

where the parameters  $c_i$  are given in the Appendix. We then can express the mean value of measured quadratures and show that it effectively acts as an amplifier for small amplitudes:

$$\langle X_{\text{out}}(\theta) \rangle = \frac{\sqrt{2} g \alpha \cos(\theta) \sqrt{\epsilon \eta} \xi_{\text{eff}} [(1 + \delta_t) \sigma_t^2 - 1]}{(1 + \delta_t) \sigma_t^2 - 1 + \epsilon \eta (g \alpha)^2} \quad (14)$$

$$= \sqrt{\epsilon} \xi_{\text{eff}} g \langle X_{\text{in}}(\theta) \rangle + O[(g \alpha)^2]. \quad (15)$$

This model has been used to obtain analytic predictions about the behavior of our device.

#### IV. RESULTS

The value of the input  $\|\alpha\|$  is directly measured by photon counting at  $D_1$ ; the overall detection efficiency has been previously measured by means of a well-calibrated input. It has also been checked that the input analyzed with the APD and the homodyne detector gave consistent results, taking efficiencies into account.

The output state is characterized measuring 2 00 000 values of quadratures, sorted into 12 histograms; as explained above

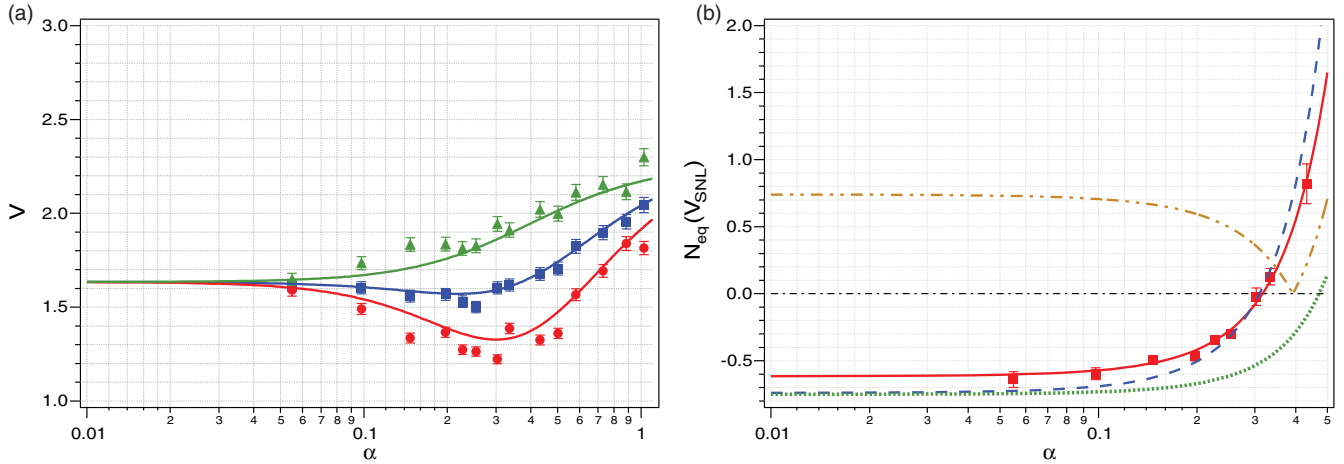


FIG. 6. (Color online) Experimental results for the noise. (a) Values of the variance, normalized to vacuum noise: average (■), maximal (▲), and minimal (●) values. (b) Reinterpretation in terms of equivalent input noise  $N_{\text{eq}}$ ; only mean values are shown. The solid line is the prediction obtained by our model. The dotted line gives the prediction for perfect single-photon and mode matching, and the dashed line gives the prediction for experimental mode matching  $\epsilon = 0.96$  and single photon without additional parasite photons ( $\sigma = 1$ ). The dashed and dotted line shows the minimum  $N_{\text{eq}}$ , which can be obtained by a deterministic device with gain  $g_{\text{eff}}$ .

the data are sorted according to the a phase reference coherent with the input. For each input, we calculated the average value of the quadrature  $\langle X_\theta \rangle$  and the variance  $V_\theta$  relative to each phase  $\theta$ ; this gives us a direct measurement of the gain and of the noise.

In Fig. 5(a), we show the amplitude of the oscillations of  $\langle X_\theta \rangle$  in vacuum units. We observe good agreement with the values expected from the model, except for high values of  $\|\alpha\|$ ; we can attribute this small discrepancy to imperfect splitting ratio at the S-BS. This amplitude is then corrected for the homodyne efficiency and divided for the input amplitude, as inferred from the count rate: This gives us the measured values of the effective gain  $g_{\text{eff}}$ , reported in Fig. 5(b). The agreement with our model is satisfactory; for small values  $\|\alpha\| \leq 0.1$  the measured gain remains close to the set value  $g = 2$ . This occurs despite the imperfections of the initial single-photon state and of the detection: As far as the amplitude is concerned, the reduction in purity of our resource does not affect the correct functioning of the amplifier. More precisely, our model shows that for small amplitudes only the mode-matching  $\epsilon$  between the single-photon and the coherent state affects the effective gain.

This lack of purity shows up more clearly in the analysis of the noise, presented in Fig. 6, where we can see two main effects. First, even with no input ( $\alpha = 0$ ), we observe that excess noise is present, due to contributions from higher-order emissions. Furthermore, this noise increases the non-Gaussianity of the outputs. Higher-order photons create a non-Gaussian background that is not re-Gaussianified by the amplifier; this would be possible only if photon subtraction lead to the vacuum state. Purer states could be produced at the detriment of the production rate by decreasing the pumping power. The results we present constitute a trade-off between these two competing requirements. In Fig. 6(a) we show the raw data of the variance; for each input we show the minimal values ( $\theta = \pi/2$ ), the maximal values ( $\theta = 0$ ), and the average over the 12 histograms. In Fig. 6(b) we show its reformulation

as equivalent input noise [5] and compare it to predictions of our model: For the experimental values of the imperfections, the ideal case with perfect single-photon and mode matching, and experimental imperfections without contributions from higher-order emission.

Different from a coherent state, the outputs show a dependence of the variance on the observed quadrature. While this is not a signature of non-Gaussianity by itself, this derives from the truncation to the single-photon term in the development (6). Therefore, the limitation to small amplitudes  $\|\alpha\| \leq 0.1$  is necessary not only for a satisfactory gain, but also to reduce distortions from a symmetric shape. We can attribute the departures from our model to small drifts of the setup during the data acquisition.

The noiseless character is better understood in terms of noise equivalent power. For ordinary amplifiers this is always nonnegative, as the SNR might at best be preserved. This is not the case for phase-independent amplifiers where there must be some excess noise, as discussed above. For large values of  $\|\alpha\|$ , our amplifier actually behaves like an attenuator. The corresponding deterministic deamplification is modeled as a beam splitter with transmittivity  $g$ : This deteriorates  $N_{\text{eq}}$ , as it reduces the signal without changing the noise. The corresponding curve is the dashed and dotted line shown in Fig. 6(b). Our points lie quite consistently under the curve when we observe amplification; in the case of deamplification, the SNR is consistently worsened by the presence of excess noise. More strikingly, we could measure negative values of  $N_{\text{eq}}$ , which would be impossible with any deterministic device. We emphasize that this does not mean that the amplifier could improve the SNR in a communication process. The key is in its nondeterministic functioning: While an enhancement occurs for the successful instances, there is no net gain if one averages on both failures and successes. The success probability  $P$  is measured as the ratio of the coincidence count rate  $D_0$  and  $D_1$  to the single count rate  $D_0$ : This normalizes the amplifier success rate to the single-photon production. We can observe

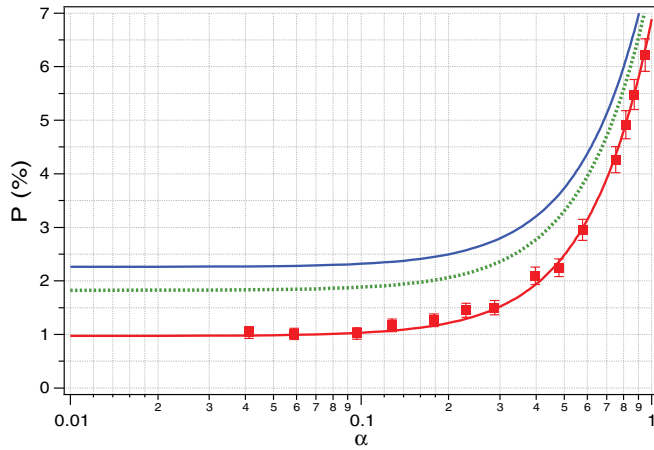


FIG. 7. (Color online) Experimental success probability. The solid curve indicates the prediction of our model, while the points represent the measured values. These are obtained as the ratio of the coincidences  $D_0$  and  $D_1$ , and the single counts on  $D_0$ , i.e., the ratio between the successful events and all single-photon events. The dotted line gives the prediction for perfect single photon-and mode matching, and the dashed line gives the prediction for experimental mode matching and single photon without losses ( $\delta = 2$ ).

that in our device this increases with  $\|\alpha\|$ , differently from the ideal case, as shown in Fig. 7. This is caused by the fact that we did not use conditioning on both outputs of the S-BS and a lack of photon-resolving detection. This affects the behavior of the device at high intensities. Our model shows that the main action of photon losses, represented by the  $\delta$  parameter, is to reduce the success rate, while imperfect mode matching and higher-order emission increase the success probability by adding false events. The efficiency of the APD also has a significant role in the success rate; since the approximation of low APD efficiency is used in both the experimental setup and model, we do not change this parameter in the predictions.

## V. CONCLUSIONS AND PERSPECTIVES

Our experiment provides a clear demonstration of an optical noiseless amplifier working in a nondeterministical fashion.

The possibility opened by nondeterministic amplification of coherent states has already started to inspire related works, on both the theoretical and the experimental sides. Notably, an indirect and ingenious demonstration of the noiseless amplification has been demonstrated by Xiang and coworkers [21] by using photon counting and polarimetry. An alternative proposal has been put forward by Fiurášek, with the aim of coherent manipulation of light fields by photon addition and subtraction; the demonstration of noiseless amplification as a particular case of such a scheme is reported in Ref. [22]. Along the same lines, schemes can be built to improve nondeterministically the SNR of a peculiar task, such as phase estimation, as proposed by Marek and Filip [4], and realized by Usuga and collaborators [23].

Possible applications of our device concern quantum key distribution; a direct application could be interesting for continuous variable protocols with either Gaussian [24] or discrete phase modulations as proposed by our group [17]. Here we put forward considerations for the first case. Two

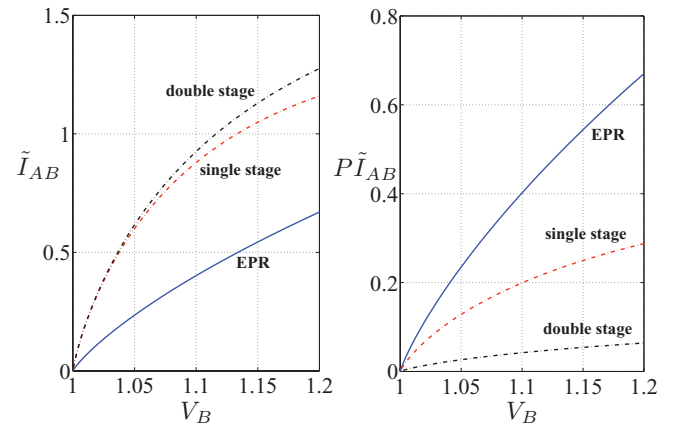


FIG. 8. (Color online) Mutual information between two parties in a Gaussian-modulation quantum key distribution protocol, as a function of the thermal noise at Bob's side. (Left) Mutual information  $\tilde{I}_{AB}$  postselected on the successful runs for an ideal noiseless amplifier driven at  $g = 2$ . (Right) Results for the average mutual information  $\bar{I}_{AB} = P\tilde{I}_{AB}$ , where  $P$  is the success probability.

parties, Alice and Bob, share a set of coherent states with a random modulation with Gaussian distribution around the vacuum. We can consider the equivalent entanglement-based protocol in which Alice and Bob share a two-mode squeezed vacuum (EPR) state. In this case Alice can prepare coherent states remotely at Bob's location by heterodyne measurement [25]. In this case the modulation size is measured by the variance  $V_B$  of the reduced thermal state. In order to be fully consistent, the probability must be such that the average mutual information  $\bar{I}_{AB}$  at the output does not exceed the initial value  $I_{AB}$ :

$$\bar{I}_{AB} = P\tilde{I}_{AB} < I_{AB}, \quad (16)$$

where  $\tilde{I}_{AB}$  is the mutual information of the state after the amplifier.

Numerical results are shown in Fig. 8. We consider the case  $g = 2$  with the perfect amplifier, working in either a single- or double-stage configuration. If we consider only the successful outputs, we notice an increase of the degree of entanglement, thus of the mutual information between the two parties. As expected, adding more modules results in a better approximation of an amplified EPR state. When averaging on both successes and failures, the initial information  $I_{AB}$  acts as a loose bound; in fact,  $\bar{I}_{AB}$  remains in both cases well under the limit value. Moreover, it is evident how increasing the number of stages does not help in recovering information, due to the unfavourable scaling of the probability with the number of stages with  $N$ . Similar results are obtained for different values of gain. In summary, the amplifier is able to produce better resources, but at a rate that does not violate any information-theoretical principle. Its realization remains then fully consistent with information theory, while leaving open questions on its adoption for quantum cryptography. In particular, the analysis of the security is currently in process.

As far as qubit protocols are concerned, the connection to device-independent quantum key distribution has been extensively discussed by Gisin and coworkers [26].



## ACKNOWLEDGMENTS

We thank F. Fuchs, A. Ourjoumtsev, T. Debuisschert, S. Fossier, and A. Leverrier for discussions. This work is supported by the EU project COMPAS and the ANR SEQUIRE. FF is supported by C’Nano, Île de France. MB is supported by

Marie Curie contract PIEF-GA-2009-236345-PROMETEO.

## APPENDIX

The two-mode Wigner function  $W_{\text{SBS}}(x, p, x_1, p_1)$  has the explicit expression

$$W_{\text{SBS}}(x, p, x_1, p_1) = \frac{1}{\pi^2(\sigma^2 + \sigma_t^2)} \left\{ 2 \left[ 1 - \frac{(1+t^2)\delta\sigma^2}{\sigma^2 + \sigma_t^2} \right] + \frac{4\delta\sigma^2}{(2\sigma^2 + \sigma_t^2)^2} \left[ \left( \sqrt{2}tx + r(x_1 - \alpha_{\text{eff}}) \right)^2 + \left( \sqrt{2}tp + rp_1 \right)^2 \right] \right\} \\ \times \exp \left\{ -\frac{x^2 + t^2[x - \sqrt{2}g(x_1 - \alpha_{\text{eff}})]^2 + t^2\sigma^2[gx + \sqrt{2}(x_1 - \alpha_{\text{eff}})]}{\sigma^2 + \sigma_t^2} \right\} \\ \times \exp \left[ -\frac{p^2 + t^2(p - \sqrt{2}gp_1)^2 + t^2\sigma^2(gp + \sqrt{2}p_1)}{\sigma^2 + \sigma_t^2} \right]. \quad (\text{A1})$$

From this formula, we obtain the coefficients for the output Wigner function:

$$c_0 = -\xi_{\text{eff}} \frac{1 - 2\delta_t + (1 + 2g^2\alpha_{\text{eff}}^2)(\delta_t - 1)\sigma_t^2}{\sigma_t^2[2g^2\alpha_{\text{eff}}^2 + (1 + \delta_t)\sigma_t^2 - 1]} + (1 - \xi_{\text{eff}})(1 - \delta_t), \quad c_1 = \xi_{\text{eff}} \frac{2\sqrt{2}g\alpha_{\text{eff}}[\sigma_t^2 - 1 + \delta_t(2 - \sigma_t^2)]}{\sigma_t^2[2g^2\alpha_{\text{eff}}^2 + (1 + \delta_t)\sigma_t^2 - 1]}, \\ c_2 = \xi_{\text{eff}} \frac{(\sigma_t^2 - 1)^2 - \delta_t[4 - (5 + 2g^2\alpha_{\text{eff}}^2)\sigma_t^2 + \sigma_t^4]}{\sigma_t^4[2g^2\alpha_{\text{eff}}^2 + (1 + \delta_t)\sigma_t^2 - 1]} + (1 - \xi_{\text{eff}}) \frac{\delta_t}{\sigma_t^2}, \quad c_3 = \xi_{\text{eff}} \frac{2\sqrt{2}g\alpha_{\text{eff}}\delta_t(\sigma_t^2 - 1)}{\sigma_t^4[2g^2\alpha_{\text{eff}}^2 + (1 + \delta_t)\sigma_t^2 - 1]}, \\ c_4 = \xi_{\text{eff}} \frac{\delta_t(\sigma_t^2 - 1)^2}{\sigma_t^6[2g^2\alpha_{\text{eff}}^2 + (1 + \delta_t)\sigma_t^2 - 1]}. \quad (\text{A2})$$

These coefficients give the predictions for the characteristic parameters of our device, in particular, the effective gain:

$$g_{\text{eff}} = \frac{\sigma_t^2(c_1 + 2c_3\sigma_t^2)}{2\sqrt{2}\eta\alpha} \quad (\text{A3})$$

and the variance

$$V_\theta = \frac{\sigma_t^2}{2}(c_0 + 2c_2\sigma_t^2 + 6c_4\sigma_t^4) - \frac{\sigma_t^4}{4}(c_1 + 2c_3\sigma_t^2)^2 \cos^2 \theta. \quad (\text{A4})$$

The quantities involved in the model are accessible from the experiment. The two parameters  $\delta = 0.78$  and  $\sigma = 1.078\sigma_{\text{SNL}}$  describing the single-photon state as generated by our OPA are obtained from the variance and the fourth-order moment of the quadrature distribution of the single photon. For the output states of the amplifier, no simple relations between the momenta of the quadrature distributions and the relevant

parameters have been found, so we used in our model the values of parameters coming from direct measurements.

The transmission of the A-BS is measured by using an intense probe: It has been checked that the measured value was compatible with the values  $\delta_t$  and  $\sigma_t$  measured in presence of this extra loss. The homodyne detection efficiency can be estimated in  $\eta = 0.68$  from measurements on the same probe, including a measurement of the optical loss on the path of the single photon (0.87), and of the mode matching between the probe and the local oscillator (0.90). The parameter  $\xi_{\text{eff}} = 0.96$  is difficult to access directly in the experiment, so it has been left as a free parameter. The detection efficiency of the APD  $\eta_{\text{APD}} = 0.55$  has been measured from the counts due to an intense beam, attenuated by well-calibrated neutral density filters. The overall detection efficiency is  $\mu = 0.11$ , due to the optical loss in the path.

[1] C. M. Caves, *Phys. Rev. D* **26**, 1817 (1982).

[2] T. C. Ralph, and A. P. Lund, e-print [arXiv:0809.0326](https://arxiv.org/abs/0809.0326) (2008); in *Quantum Communication Measurement and Computing Proceedings of 9th International Conference*, ed. A. I Lvovsky (AIP, New York, 2009), p. 155–160.

[3] J. Fiurášek, *Phys. Rev. A* **80**, 053822 (2009).

[4] P. Marek and R. Filip, *Phys. Rev. A* **81**, 022302 (2010).

[5] F. Ferreyrol, M. Barbieri, R. Blandino, S. Fossier, R. Tualle-Brouri, and P. Grangier, *Phys. Rev. Lett.* **104**, 123603 (2010).

[6] R. J. Glauber, *Phys. Rev.* **131**, 2766 (1963).

[7] F. Grosshans, G. V. Assche, J. Wenger, R. Brouri, N. Cerf, and P. Grangier, *Nature (London)*, **421**, 238 (2003).

- [8] S. Fossier, E. Diamanti, T. Debuisschert, R. Tualle-Brouri, and P. Grangier, *J. Phys. B* **42**, 114014 (2009).
- [9] E. Knill, R. Laflamme, and G. J. Milburn, *Nature (London)* **409**, 46 (2001).
- [10] D. T. Pegg, L. S. Phillips, and S. M. Barnett, *Phys. Rev. Lett.* **81**, 1604 (1998).
- [11] S. A. Babichev, J. Ries, and A. I. Lvovsky, *Europhys. Lett.* **64**, 1 (2003).
- [12] P. Grangier, J. M. Courty, and S. Reynaud, *Opt. Commun.* **89**, 99 (1992).
- [13] J. F. Roch, J. P. Poizat, and P. Grangier, *Phys. Rev. Lett.* **71**, 2006 (1993).
- [14] J. P. Poizat, J. F. Roch, and P. Grangier, *Ann. Phys. (Paris)* **19**, 265 (1994).
- [15] J. A. Levenson, I. Abram, T. Rivera, P. Fayolle, J. C. Garreau, and P. Grangier, *Phys. Rev. Lett.* **70**, 267 (1993).
- [16] A. Levenson, I. Abram, T. Rivera, and P. Grangier, *J. Opt. Soc. Am. B* **10**, 2233 (1993).
- [17] A. Leverrier and P. Grangier, *Phys. Rev. Lett.* **102**, 180504 (2009).
- [18] A. Ourjoumtsev, R. Tualle-Brouri, and P. Grangier, *Phys. Rev. Lett.* **96**, 213601 (2006).
- [19] A. Ourjoumtsev, H. Jeong, R. Tualle-Brouri, and P. Grangier, *Nature (London)* **448**, 784 (2007).
- [20] R. Tualle-Brouri, A. Dantan, P. Grangier, M. Wubs, and A. S. Sorensen, *Phys. Rev. A* **80**, 013806 (2009).
- [21] G. Y. Xiang, T. C. Ralph, A. D. Lund, N. Walk, and G. J. Pryde, *Nature Phot.* **4**, 316 (2010).
- [22] A. Zavatta, J. Fiurášek, and M. Bellini, *Nature Phot.* **5**, 52 (2011).
- [23] M. A. Usuga *et al.*, *Nature Phys.* **6**, 767 (2010).
- [24] F. Grosshans, G. Van Assche, J. Wenger, R. Brouri, N. J. Cerf, and P. Grangier, *Nature (London)* **421**, 238 (2003).
- [25] F. Grosshans, N. J. Cerf, J. Wenger, R. Tualle-Brouri, and P. Grangier, *Quant. Inf. Comp.* **3**, 535 (2003).
- [26] N. Gisin, S. Pironio, and N. Sangouard, *Phys. Rev. Lett.* **105**, 070501 (2010).