

Experimental Feedback Control of Quantum Systems Using Weak Measurements

G. G. Gillett, R.B. Dalton, B.P. Lanyon, M.P. Almeida, Marco Barbieri, Geoff
J. Pryde, J.L. O'Brien, K.J. Resch, S. D. Bartlett, A.G. White

► **To cite this version:**

G. G. Gillett, R.B. Dalton, B.P. Lanyon, M.P. Almeida, Marco Barbieri, et al.. Experimental Feedback Control of Quantum Systems Using Weak Measurements. *Physical Review Letters*, American Physical Society, 2010, 104, pp.080503. 10.1103/PhysRevLett.104.080503 . hal-00570271

HAL Id: hal-00570271

<https://hal-iogs.archives-ouvertes.fr/hal-00570271>

Submitted on 4 Dec 2015

HAL is a multi-disciplinary open access archive for the deposit and dissemination of scientific research documents, whether they are published or not. The documents may come from teaching and research institutions in France or abroad, or from public or private research centers.

L'archive ouverte pluridisciplinaire **HAL**, est destinée au dépôt et à la diffusion de documents scientifiques de niveau recherche, publiés ou non, émanant des établissements d'enseignement et de recherche français ou étrangers, des laboratoires publics ou privés.

Experimental Feedback Control of Quantum Systems Using Weak Measurements

G. G. Gillett,^{1,*} R. B. Dalton,^{1,†} B. P. Lanyon,¹ M. P. Almeida,¹ M. Barbieri,^{1,5} G. J. Pryde,² J. L. O'Brien,³ K. J. Resch,⁴ S. D. Bartlett,⁶ and A. G. White¹

¹*Department of Physics and Centre for Quantum Computer Technology, The University of Queensland, Brisbane 4072, Australia*

²*Centre for Quantum Dynamics and Centre for Quantum Computer Technology, Griffith University, Brisbane 4111, Australia*

³*Centre for Quantum Photonics, H. H. Wills Physics Laboratory and Department of Electrical and Electronic Engineering, University of Bristol, Bristol BS8 1UB, United Kingdom*

⁴*Institute for Quantum Computing and Department of Physics and Astronomy, University of Waterloo, Waterloo, Ontario, N2L 3G1 Canada*

⁵*Laboratoire Charles Fabry, Institut d'Optique, Palaiseau 91127, France*

⁶*School of Physics, The University of Sydney, Sydney 2006, Australia*

(Received 24 November 2009; published 26 February 2010)

A goal of the emerging field of quantum control is to develop methods for quantum technologies to function robustly in the presence of noise. Central issues are the fundamental limitations on the available information about quantum systems and the disturbance they suffer in the process of measurement. In the context of a simple quantum control scenario—the stabilization of nonorthogonal states of a qubit against dephasing—we experimentally explore the use of weak measurements in feedback control. We find that, despite the intrinsic difficulty of implementing them, weak measurements allow us to control the qubit better in practice than is even theoretically possible without them. Our work shows that these more general quantum measurements can play an important role for feedback control of quantum systems.

DOI: [10.1103/PhysRevLett.104.080503](https://doi.org/10.1103/PhysRevLett.104.080503)

PACS numbers: 03.67.Pp, 02.30.Yy, 03.65.Ta, 42.50.Ex

Quantum technologies, such as quantum computing or quantum key distribution, offer many advantages over their classical counterparts, but it is a major challenge to make these new technologies function robustly in the presence of noise. The field of *quantum control*—the application of control theory to quantum systems—offers a spectrum of techniques to develop robust quantum technologies [1,2]. Control strategies can be efficient for driving quantum systems to a known target state, with applications ranging from phase estimation [3,4] and state discrimination [5,6] to controlled state evolution in cavity QED [7] to the cooling of single atoms [8] and macroscopic oscillators [9–13].

One such technique from control theory—feedback control—monitors the system and feeds back corrections onto it. In classical feedback control strategies, it is always beneficial to acquire as much information about the system as possible, in order to identify the best correction. However, this approach is not generally appropriate for the control of quantum systems, where two features of quantum measurement become important. First, Heisenberg's uncertainty principle imposes fundamental limits on the amount of information that can be obtained about a quantum system, even in principle. Second, the act of measurement necessarily disturbs the quantum system in an unpredictable way. These fundamental features of quantum mechanics require a reevaluation of conventional methods and techniques from control theory when developing the theory of quantum control. In particular, it suggests the use of variable-strength or “weak” measurements [14], which balance the trade-off between information gain and disturbance in quantum systems.

In this Letter, we experimentally investigate a control scheme of the smallest possible quantum system—a qubit—for which weak measurements are necessary to achieve optimal control. Motivated by the proposal of Branczyk *et al.* [15], we demonstrate the stabilization of a single qubit, prepared in one of two nonorthogonal states, against dephasing noise [16]. Using weak measurements and active feedback, we achieve an improvement over even the theoretical best performance when using either strong projective measurements or schemes without any measurement. In contrast to control schemes conditioned on one outcome of a weak measurement (and failure for the other outcome) [17], our scheme uses active feedback and succeeds for any weak measurement outcome.

We choose two nonorthogonal states because they serve as the simplest set of inputs demonstrating the limitation imposed by quantum measurement: due to their nonorthogonality, it is impossible to design a control procedure that can perfectly discriminate the input state [1] and subsequently control the resulting (known) input against noise. Nonorthogonal qubit states are particularly important in the well-known B92 quantum key distribution protocol [18].

Consider the stabilization of a qubit, which we will call the “signal,” prepared in one of two nonorthogonal states $|\psi_{\pm}\rangle = \cos\frac{\theta}{2}|+\rangle \pm \sin\frac{\theta}{2}|-\rangle$ [19], where 2θ represents the angle between these two states on the Bloch sphere. The signal qubit is transmitted through a noisy quantum channel that causes dephasing [16]; i.e., with probability p a phase-flip operator Z (where $Z|0\rangle = |0\rangle$, $Z|1\rangle = -|1\rangle$) is applied to the system (where $0 \leq p \leq 1/2$). This process

can be described by a quantum operation $\rho_{\pm} \rightarrow \rho'_{\pm}$ on the initial state $\rho_{\pm} = |\psi_{\pm}\rangle\langle\psi_{\pm}|$, given by

$$\rho'_{\pm} = (1 - p)\rho_{\pm} + pZ\rho_{\pm}Z. \quad (1)$$

We seek a control procedure, described by a map \mathcal{C} , that can return the signal as close as possible to its initial noiseless state, independent of which initial state was prepared; see Fig. 1(a). To quantify the performance of \mathcal{C} we use the average fidelity \bar{F} between the noiseless input state and the corrected output state,

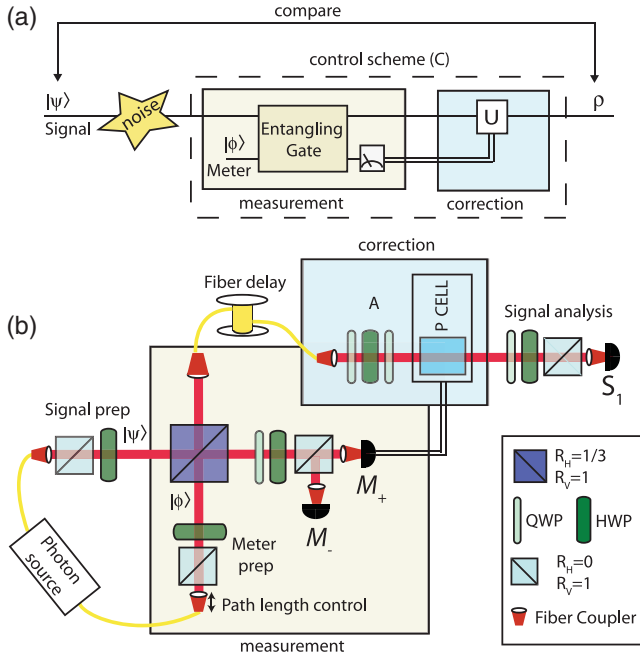


FIG. 1 (color). (a) Schematic of a generic quantum feedback control procedure. A “signal” qubit passes through a noisy channel, and is subsequently measured and corrected based on the result. Our scheme is shown schematically in the boxes. (b) Experimental diagram. Qubits are encoded in the polarization of single photons (horizontal $|H\rangle \equiv |1\rangle$, vertical $|V\rangle \equiv |0\rangle$) and manipulated with half wave plates (HWP) and quarter wave plates (QWP). Optical modes are overlapped on a partially polarizing beam splitter, with reflectivities $R_H = 1/3$ ($R_V = 1$) for horizontally (vertically) polarized light. Conditional on there being only one photon in each input and output mode, the gate ideally applies the operation $|0\rangle\langle 0| \otimes \mathbb{1} + |1\rangle\langle 1| \otimes Z$ [23–25]. The outcome of a projective measurement of the meter in the $+/-$ basis [19], using a polarizing beam splitter ($R_H = 0$, $R_V = 1$), determines a correction rotation on the signal qubit. Wave plate set A corrects for unwanted polarization rotations induced by the fiber delay. A coincident detection event between either (M_+ and S_1) or (M_- and S_1) signals a successful run. Photon pairs are generated via spontaneous parametric down-conversion (SPDC) of a type I BiBO crystal cut to produce degenerate 820 nm photon pairs. The crystal is pumped by a ≈ 100 mW beam at 410 nm produced from second harmonic generation of an 820 nm mode-locked Ti:sapphire laser (repetition rate 80 MHz). We spectrally filter the SPDC using ± 1 nm interference filters centered at 820 nm, then couple into two single mode fibers. Pump power is kept low to reduce the presence of multi-pair emission from SPDC [30,31]. P CELL is a Pockels cell.

$$\bar{F} = \frac{1}{2}[\langle\psi_+|\mathcal{C}(\rho'_+)|\psi_+\rangle + \langle\psi_-|\mathcal{C}(\rho'_-)|\psi_-\rangle] \quad (2)$$

$$= \frac{1}{2}(F_{\psi_+} + F_{\psi_-}). \quad (3)$$

A general quantum feedback control scheme allows for a variable-strength, nondestructive, measurement of the qubit state. The result of this measurement then determines the sense of a correction rotation. We now develop an alternate scheme [20] to the one presented in Ref. [15]. In particular, we choose a family of weak measurement that, in addition to allowing for optimal control, exhibits interesting limiting cases with which to compare performance. Consider a measurement in the logical basis $\{|0\rangle, |1\rangle\}$, with measurement operators [16]

$$M_+ = \cos(\chi/2)|0\rangle\langle 0| + \sin(\chi/2)|1\rangle\langle 1|, \quad (4)$$

$$M_- = \sin(\chi/2)|0\rangle\langle 0| + \cos(\chi/2)|1\rangle\langle 1|, \quad (5)$$

where χ ranges from 0 to $\pi/2$. The corresponding positive operator-valued measurement operators [16] are given by $\Pi_{\pm} = M_{\pm}^{\dagger}M_{\pm} = [\mathbb{1} \pm \cos(\chi)Z]/2$, where $\mathbb{1}$ is the identity operator. Defining the measurement strength as $\cos\chi$, we have $\chi = \pi/2$ ($\chi = 0$) corresponding to no measurement (projective measurement). Based on the weak measurement outcome \pm , we then perform a correction rotation $Y_{\pm\eta}$ by an angle $\pm\eta$ around the y axis of the Bloch sphere; i.e., $Y_{\pm\eta} = \exp(\pm i\eta Y)$ [21].

The average fidelity of this scheme can be optimized (analytically) over the correction angle, yielding

$$\bar{F}(\theta, p, \chi) = \frac{1}{2} + \frac{1}{2}[\{1 - (1 - (1 - 2p)\sin\chi)\cos^2\theta\}^2 + \cos^2\chi\cos^2\theta]^{1/2}, \quad (6)$$

for a correction angle

$$\eta_{\text{opt}}(\theta, p, \chi) = \tan^{-1} \frac{\cos\chi \cos\theta}{1 - (1 - (1 - 2p)\sin\chi)\cos^2\theta}. \quad (7)$$

In the case of zero strength ($\chi = \pi/2$), no measurement is performed, and Eq. (7) yields an optimal correction rotation of $\eta = 0$. We call this the “do-nothing” (DN) control scheme. In the case of maximum strength projective measurement ($\chi = 0$), there is in general a nonzero optimal correction rotation angle. This measurement in this scheme is the well-known Helstrom measurement [22] that achieves the highest probability of discriminating between the two nonorthogonal states ρ'_{\pm} , and so we refer to this as the “Helstrom” (H) scheme.

In general, neither the DN scheme nor the H scheme correspond to the optimal control protocol. Maximizing Eq. (6) with respect to χ yields

$$\chi_{\text{opt}}(\theta, p) = \sin^{-1} \frac{(1 - 2p)\sin^2\theta}{1 - (1 - 2p)^2\cos^2\theta}. \quad (8)$$

Figure 2(a) shows a contour plot of the optimal measure-

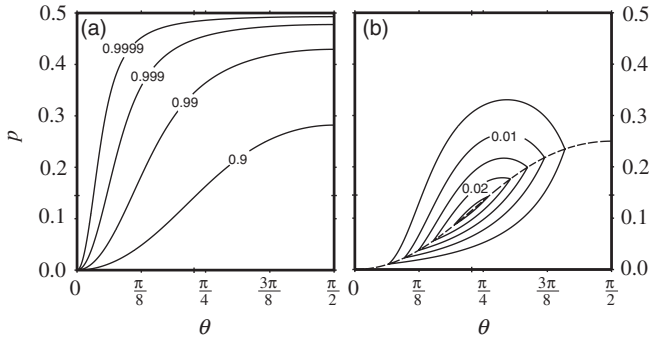


FIG. 2. (a) Contour plot of the optimal measurement strength $\cos\chi_{\text{opt}}$ as a function of p (the noise probability) and θ (half the angle between the two nonorthogonal qubit states, on the Bloch sphere). (b) Contour plot of \bar{F}_{diff} representing the improvement to the control scheme achieved by allowing for variable-strength measurements; see text. The dashed line shows the cases where $\bar{F}_{\text{DN}} = \bar{F}_H$. Below this line $\bar{F}_{\text{DN}} > \bar{F}_H$, i.e., the Helstrom scheme (H) performs worse than doing nothing at all. This clearly emphasizes that strong measurements are not generally appropriate for the control of quantum systems.

ment strength $\cos\chi_{\text{opt}}$. Except for limiting cases of the initial conditions ($\theta = \{0, \pi/2\}$, $p = \{0, 0.5\}$) neither the H nor DN schemes are optimal; i.e., in general there is always a nontrivial measurement strength which optimizes control performance. Substituting Eq. (8) into Eq. (6) yields a final expression for the optimum fidelity:

$$\bar{F}_{\text{opt}}(\theta, p) = \frac{1}{2} + \frac{1}{2} \left[\cos^2\theta + \frac{\sin^4\theta}{1 - (1 - 2p)^2 \cos^2\theta} \right]^{1/2}. \quad (9)$$

In Ref. [15], it was shown that this average fidelity is the optimal performance that can be achieved by any feedback control scheme (all possible physical maps).

To quantify the improvement offered by variable-strength measurements we consider the quantity $\bar{F}_{\text{diff}} = \bar{F}_{\text{opt}} - \max\{\bar{F}_H, \bar{F}_{\text{DN}}\}$, which is graphed in Fig. 2(b). The largest improvement, $F_{\text{diff}} = 0.026$, occurs at $\theta = 0.715$ and $p = 0.115$.

We implement the general control strategy in a photonic architecture, encoding qubits into the polarization of single photons; see Fig. 1(b). The required variable-strength quantum nondestructive measurement on the signal qubit is realized by entangling it to another “meter” qubit (photon) using a nondeterministic linear optic controlled- Z (CZ) gate [23–25], then performing a full strength projective measurement on the meter. This implements a measurement on the signal [Eqs. (4) and (5)] with a strength determined by the input meter state $|\phi\rangle = \cos\frac{\chi}{2}|+\rangle + \sin\frac{\chi}{2}|-\rangle$, as described in [26].

The sign of the correction rotation on the signal photon, $\pm\eta$ of Eq. (8), is determined by the outcome of the meter measurement, i.e., whether detector M_+ or M_- fires [see Fig. 1(b)]. We implement this correction using a 3 mm rubidium titanyl phosphate (RTP) Pockels cell with a half wave voltage of ~ 700 V at 820 nm. A similar scheme to

perform classical feedforward based on the outcome of a measurement was implemented in [27], which allowed for a minimum-disturbance measurement of polarization encoded qubits. We adjust the correction η by varying the applied voltage. Rather than requiring the Pockels cell to implement two different rotations ($\pm\eta$) we use fixed wave plates [labeled signal analysis in Fig. 1(b)] to always rotate the signal by $-\eta$, and the Pockels cell to rotate by $+2\eta$ conditional on the meter outcome M_+ . To allow time for the outcome of the meter measurement to be processed and to trigger the Pockels cell, we send the signal photon through 50 m of optical fiber. The birefringence of this fiber causes unwanted polarization rotations which are removed using additional wave plates; see Fig. 1(b).

Noise on the signal state is implemented by making use of the decomposition of Eq. (1) into an ensemble of pure states $\{\rho_{\pm}, Z\rho_{\pm}Z\}$, weighted by the noise probability. For each measurement strength, we perform state tomography on the signal output for each input state ρ_{\pm} and $Z\rho_{\pm}Z$ separately. The count rates are then combined, weighted by the noise probability p , and the noisy density matrix is reconstructed via a linear inversion [28,29]. At the output of the optical circuit we observe a count rate of approximately 100 coincident photon pairs per second.

We implement the feedback scheme at $\theta = 0.715$, $p = 0.145$ [a point at which our theoretical analysis predicts close to the largest improvement \bar{F}_{diff} , Fig. 2(b)] and three measurement strengths: zero ($\cos\chi = 0$, the DN scheme); the theoretical optimal value ($\cos\chi_{\text{opt}}$); and maximum ($\cos\chi = 1$, the H scheme). Figure 3(a) compares the experimental results with the ideal and a model that includes experimental imperfections. This model allows for measured imperfections in the reflectivities of the central beam splitter in the entangling (CZ) gate [23–25], Fig. 1(b), which deviated from ideal by around a percent ($R_H = 0.345$, $R_V = 0.995$). The close fit between our experimental model and results shows that the main limiting factors in our experiment are imperfections in the properties of manufactured optical elements. We attribute the remaining differences between the model and data to thermal drift during experiments.

The key result is that our experimental control protocol performed best (on average and for each individual state) when employing an intermediate strength measurement: the highest measured average fidelity achieved is $\bar{F}_{\text{opt}} = 0.947 \pm 0.001$ at a measurement strength of $\cos\chi = 0.93$. Furthermore, this result is higher than even the theoretical best performance of the limiting schemes ($F_H = 0.9344 > F_{\text{DN}}$); i.e., despite experimental imperfections, the use of intermediate strength measurements produce higher fidelity than a perfect experiment constrained to using the DN or H strategies. Figure 3(b) presents the six states, from which the fidelities in Fig. 3(a) were deduced, as vectors on the Bloch sphere.

In conclusion, we have demonstrated quantum feedback control on a single quantum system—a photonic polariza-

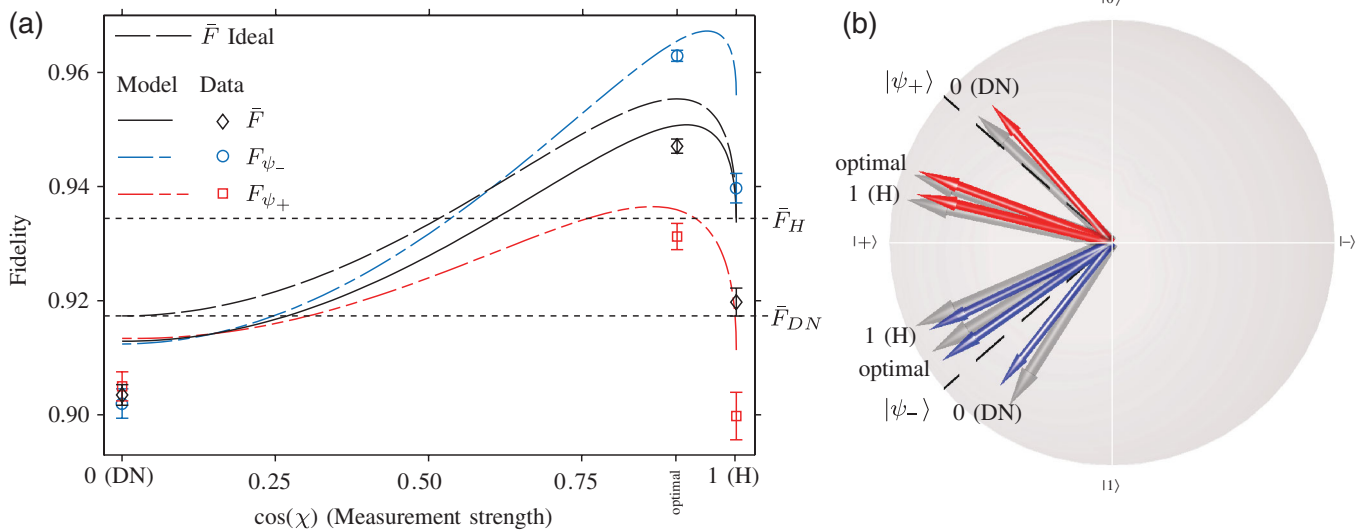


FIG. 3 (color). Experimental results of our quantum feedback control procedure. (a) Fidelities between input and output states [Eqs. (2) and (3)], as a function of measurement strength ($\cos\chi$). The model is discussed in the text. Error bars are calculated from Poissonian photon counting statistics. (b) Corresponding output states presented as vectors on the Bloch sphere. Light gray vectors are those predicted by the experimental model, as in (a). The colored vectors correspond to colored points in (a), and the corresponding measurement strength is shown next to each vector.

tion qubit. We demonstrated the use of weak measurement in obtaining the optimal trade-off between information gain and measurement back-action. This motivates the investigation of generalized measurements for control protocols in a range of quantum systems, where quantum control will ultimately be used for realizing quantum technologies.

We acknowledge Agata Brańczyk, Andrew Doherty, and Alexei Gilchrist for valuable discussions. This research was supported by the Australian Research Council.

*Corresponding author.
gillett@physics.uq.edu.au

†Corresponding author.
rohan.dalton@gmail.com

- [1] H. M. Wiseman and G. J. Milburn, *Quantum Measurement and Control* (Cambridge University Press, Cambridge, England, 2009).
- [2] H. Rabitz, *New J. Phys.* **11**, 105030 (2009), and references therein.
- [3] M. A. Armen *et al.*, *Phys. Rev. Lett.* **89**, 133602 (2002).
- [4] B. L. Higgins *et al.*, *Nature (London)* **450**, 393 (2007).
- [5] R. L. Cook, P. J. Martin, and J. M. Geremia, *Nature (London)* **446**, 774 (2007).
- [6] B. L. Higgins *et al.*, *Phys. Rev. Lett.* **103**, 220503 (2009).
- [7] W. P. Smith *et al.*, *Phys. Rev. Lett.* **89**, 133601 (2002).
- [8] P. Bushev *et al.*, *Phys. Rev. Lett.* **96**, 043003 (2006).
- [9] M. D. LaHaye *et al.*, *Science* **304**, 74 (2004).
- [10] S. Gigan *et al.*, *Nature (London)* **444**, 67 (2006).
- [11] O. Arcizet, *Nature (London)* **444**, 71 (2006).
- [12] D. Kleckner and D. Bouwmeester, *Nature (London)* **444**, 75 (2006).
- [13] T. Corbitt *et al.*, *Phys. Rev. Lett.* **99**, 160801 (2007).
- [14] Y. Aharonov and L. Vaidman, *Phys. Rev. A* **41**, 11 (1990).
- [15] A. M. Branczyk *et al.*, *Phys. Rev. A* **75**, 012329 (2007).
- [16] M. Nielsen and I. Chuang, *Quantum Computation and Quantum Information* (Cambridge University Press, Cambridge, England, 2001).
- [17] N. Katz *et al.*, *Phys. Rev. Lett.* **101**, 200401 (2008).
- [18] C. H. Bennett, *Science* **257**, 752 (1992).
- [19] We have defined $|\pm\rangle = \frac{1}{\sqrt{2}}(|0\rangle \pm |1\rangle)$, where $|0\rangle$ and $|1\rangle$ represent the computational basis of the qubit.
- [20] J. Combes, and R. Blume-Kohout (private communication).
- [21] With our choice of noise and subsequent weak measurement, the Bloch vector is at all times in the x - z plane. A Y rotation is therefore a natural candidate for the correction, and we subsequently show that this choice leads to optimal performance.
- [22] C. W. Helstrom, *Quantum Detection and Estimation Theory*, Mathematics in Science and Engineering Vol. 123 (Academic, New York, 1976).
- [23] N. K. Langford *et al.*, *Phys. Rev. Lett.* **95**, 210504 (2005).
- [24] N. Kiesel *et al.*, *Phys. Rev. Lett.* **95**, 210505 (2005).
- [25] R. Okamoto, H. F. Hofmann, S. Takeuchi, and K. Sasaki, *Phys. Rev. Lett.* **95**, 210506 (2005).
- [26] G. J. Pryde *et al.*, *Phys. Rev. Lett.* **92**, 190402 (2004).
- [27] F. Sciarrino *et al.*, *Phys. Rev. Lett.* **96**, 020408 (2006).
- [28] D. F. V. James, P. G. Kwiat, W. J. Munro, and A. G. White, *Phys. Rev. A* **64**, 052312 (2001).
- [29] N. K. Langford, Ph.D. thesis, The University of Queensland, Brisbane, Australia, 2007.
- [30] T. J. Weinhold *et al.*, arXiv:0808.0794.
- [31] M. Barbieri *et al.*, *J. Mod. Opt.* **56**, 209 (2009).