

**Highly efficient, high-power, broadly tunable,
cryogenically cooled and diode-pumped Yb:CaF₂**

Sandrine Ricaud, Dimitris N. Papadopoulos, Patrice Camy, Jean-Louis Doualan, Richard Moncorgé, Antoine Courjaud, Eric Mottay, Patrick Georges, Frédéric Druon

► **To cite this version:**

Sandrine Ricaud, Dimitris N. Papadopoulos, Patrice Camy, Jean-Louis Doualan, Richard Moncorgé, et al.. Highly efficient, high-power, broadly tunable, cryogenically cooled and diode-pumped Yb:CaF₂. Optics Letters, Optical Society of America, 2010, 35 (22), pp.3757-3759. 10.1364/OL.35.003757. hal-00533085

HAL Id: hal-00533085

<https://hal-iogs.archives-ouvertes.fr/hal-00533085>

Submitted on 8 Nov 2010

HAL is a multi-disciplinary open access archive for the deposit and dissemination of scientific research documents, whether they are published or not. The documents may come from teaching and research institutions in France or abroad, or from public or private research centers.

L'archive ouverte pluridisciplinaire **HAL**, est destinée au dépôt et à la diffusion de documents scientifiques de niveau recherche, publiés ou non, émanant des établissements d'enseignement et de recherche français ou étrangers, des laboratoires publics ou privés.

Highly efficient, high power, broadly tunable, cryogenically cooled and diode-pumped Yb:CaF₂ laser

S. Ricaud^{1,4,*}, D. N. Papadopoulos², P. Camy³,

J. L. Doualan³, R. Moncorgé³, A. Courjaud⁴, E. Mottay⁴, P. Georges¹ and F. Druon¹

¹*Laboratoire Charles Fabry de l'Institut d'Optique (LCFIO), UMR 8501 CNRS, Université Paris-Sud, RD 128 Campus Polytechnique, 91127 Palaiseau, France*

²*Institut de la Lumière Extrême (ILE), UMS 3501 CNRS, Ecole Polytechnique, ENSTA ParisTech, Institut d'Optique, Université Paris-Sud, Palaiseau, France*

³*Centre de recherche sur les Ions, les Matériaux et la Photonique (CIMAP), UMR 6252 CEA-CNRS-ENSICAEN, Université de Caen, 14050 Caen, France*

⁴*Amplitude Systèmes, 6 allée du doyen Georges Brus, 33600 Pessac, France*

*Corresponding author: sandrine.ricaud@institutoptique.fr

Abstract: We present a high-power diode-pumped Yb:CaF₂ laser operating at cryogenic temperature (77 K). A laser output power of 97 W at 1034 nm was extracted for a pump power of 245 W. The corresponding global extraction efficiency (versus absorbed pump power) is 65%. The laser small signal gain was found equal to 3.1. The laser wavelength could be tuned between 990 and 1052 nm with peaks which well correspond to the structure of the gain cross section spectra registered at low temperature. © 2010 Optical Society of America

OCIS codes: 140.3615, 140.3380, 140.3480, 140.3580.

Since its first laser operation in 2004 [1], Yb:CaF₂ has been one of the most studied and promising crystals in the realm of Yb-doped materials for laser applications [2-4]. In fact, this crystal gathers several interesting advantages for the development of high-power diode-pumped lasers, among which an excellent thermal conductivity [5], comparable to YAG, a broad emission band, extending from about 1010 and 1070 nm and a long emission lifetime of 2.3 ms. At the end, however, the most important advantage over its competitors could be in the fact that the crystal growth of pure CaF₂ is already well mastered and that ultra-high-quality and very large crystals of Yb:CaF₂ could be produced in the near future.

On the other hand, it is now well known that operating this type of laser materials at cryogenic temperatures such as 77K (Liquid Nitrogen LN₂ temperature) usually positively affects their performance, especially at high power levels, because of increased thermal conductivities and absorption and emission cross sections [6-7].

Thus, the purpose of the present paper has four main objectives: a deeper investigation of the luminescent and gain properties of the laser material at LN₂ temperature and direct information of its laser efficiency and the potential extractable laser power at such temperature.

According to the Slack's measurements [8] performed with undoped CaF₂ crystals, the thermal conductivity (κ) increases by about a factor 6 by lowering the temperature down to LN₂ temperature. According to these measurements the thermal conductivity at 77 K reaches a value of about 68 W/m/K. The thermal conductivity vs temperature follows the well-known hyperbolic law, with for CaF₂ the following empirical coefficients: $\kappa=2652/(T-37)$, for $T>50$ K. For a 2.2% Yb-doped CaF₂ crystal, using the Gaumé's model [9] and assuming a sound velocity of 6000 m/s at 77 K, we estimated a decrease of the thermal conductivity around 23 W/m/K.

From the spectroscopic point of view (see in Fig. 1), the absorption peak around 980 nm increases by about a factor 2.7. It becomes sharper and slightly shifts to longer wavelengths with a FWHM of 19 nm and a wavelength of 979 nm at 300K down to a FWHM of 3 nm and a wavelength of 980.4 nm at 77 K. The emission spectrum also changes significantly. The emission cross section increases by about a factor 2 around 1030 nm and the spectrum lets appear more structured and well-distinct peaks. At low temperature the saturation fluence at 1034 nm is 17 kW/cm² compared to 33 kW/cm² at room temperature. Such improved thermal and spectroscopic properties thus should lead to improved laser performance.

The laser experiments were performed with a 5-mm-long, 2.2-%Yb-doped CaF₂ crystal. The crystal was positioned in a cryostat on a copper mount directly cooled at 77 K by LN₂. A 200 μm thick indium foil was inserted between the crystal and the copper mount to ensure the thermal contact and to avoid any stress resulting from the different expansion coefficients of the crystal and the copper mount. LN₂ was poured in the cryostat without special care and no problem was observed on the crystal due to thermal shock during this process.

The crystal was uncoated and slightly wedged (~2.5°). It was deliberately tilted with respect to the propagation axis in order to access to the Fresnel reflections and avoid coupling cavity effects. The crystal was pumped with a 245 W fiber coupled diode laser (Φ=400 μm NA=0.22). The overall transmission of the imaging system (see in Fig. 2), including the dichroic input mirror and the first window of the cryostat, was 87 % leading then to a maximum incident pump power onto the crystal of 212 W (maximal pump fluence of 153 kW/cm²). The laser cavity was a simple V-shape laser cavity optimized to have a nearly constant waist radius in the crystal of 200±15 μm for a thermal lens ranging between -0.1 m to -3 m. Laser emission was then transverse-single-mode. As shown in the figure 2, different measurements were taken simultaneously for a given operating point. These measurements included: average powers throughout the output coupler and from one of the Fresnel

reflections, spectrum and beam profile recording, and part of the transmitted pump power (P_{ref}) to evaluate the absorption variation during laser operation due to the different saturation absorption conditions. The laser wavelength tunability was obtained by inserting a prism in the collimated arm of the cavity (Fig. 2).

The first set of experiments has consisted in optimizing the average power extractable from the laser cavity. The results for different output couplers (OC) are summarized in the table 1. With an incident pump power on the crystal of 212 W, the absorbed pump power in absence of laser emission was 74 W; but due to strong saturation effect this value drastically increased under laser operation (see column P_{abs} in Table 1). The maximum laser output power (P_{tot}) including the output power throughout the output coupler (P_{OC}) and the leaks due to the reflection losses on the crystal ($4xP_{\text{leak}}$) was 97.3 W for an equivalent output coupler of 23.6 %. In this case the intracavity laser fluence on the crystal was 280 kW/cm^2 . The laser wavelength was 1034 nm and the efficiency of the laser (laser over absorbed pump powers) reached 65 %. This value was derived by considering a corrected absorbed pump power under laser operation. Indeed, absorption under laser operation nearly doubles compared to absorption without laser operation. This is due to a drastic reduction of pump-absorption saturation [10]. It is to be noticed that such correction is rarely performed and even mentioned in the literature concerning lasers based on Yb-doped materials and which often report efficiencies reaching 80 to 90 %. For comparison, without this correction, our laser efficiency (laser output power versus absorbed pump power without laser operation) would reach 131 %! The overall laser output power versus the real absorbed pump power is plotted in the figure 3. It is worth noting the linearity of the curve which indicates both the efficiency of the cooling process and the potential of Yb:CaF₂ to be pumped even harder. According to this data, the laser efficiency (Fig. 3) quickly reaches a maximum value around 60 % to 70 % and stays relatively constant afterwards. The beam profile evolution is also reported. Despite an

increasing size of the spot, the laser beam quality stays globally the same. The negative thermal lens [5] of the Yb:CaF₂ crystal was also estimated, by using an ABCD propagation code, to be between -2.2 m at low pump power (20 W absorbed) up to -0.22 m at full pump power (150 W absorbed), which is coherent with a thermo-optic coefficient around $-11 \times 10^{-6} \text{ K}^{-1}$. Finally, we also adjusted the inclination of the crystal in order to maximize the output power by re-coupling in the cavity two of the four Fresnel reflections. The optimal transmission of the output coupler was then 20 % and the average output power was 62 W.

The second type of experiments has concerned the small signal gain of Yb:CaF₂, with the perspective of the development of a short pulse amplifier. Gain was measured by analyzing the total average output power versus the output coupler transmission. The maximum gain corresponded to about 68 % optical losses, which leads to a round-trip laser gain value of about 3.1. Considering then a round-trip in a 2.2-% Yb-doped ($N=5.4 \times 10^{20} \text{ ions/cm}^3$) crystal with a thickness $L=5 \text{ mm}$ and using the formula of the small signal gain, *i.e.* $g_0=\exp(\sigma_g(\beta,\lambda_0).N.2.L)$, it gives a gain cross-section $\sigma_g(\beta,\lambda_0)=0.21 \times 10^{-20} \text{ cm}^2$ at $\lambda_0=1034 \text{ nm}$. Furthermore, using a finite element algorithm we estimate the average temperature of the crystal around 100 K and $\sigma_g=\beta.\sigma_e(\lambda_0)-(1-\beta).\sigma_a(\lambda_0)$, which gives an inversion ratio $\beta=0.45$ ($\sigma_e(\lambda_0)=0.47 \times 10^{-20} \text{ cm}^2$ and $\sigma_a(\lambda_0)=3.5 \times 10^{-24} \text{ cm}^2$). This high β value corroborates first the very efficient pump absorption and second, the strong absorption saturation without laser operation

Our last investigation has concerned laser wavelength tunability. Figure 4 compares the laser tuning curve obtained experimentally with the gain cross section derived at 100K for $\beta=0.4$. The peaks of the two curves well coincide and show four distinct spectral regions centered around 992 nm, 1020 nm, 1034 nm and 1050 nm. Despite the cryogenic sharpening of the spectra, the bandwidths remain relatively broad especially in the 1010-1040 nm region, which makes this laser system interesting for short pulse amplification. The hole around 1026 nm is due to a not enough selective set up, indeed by adding a pinhole into the cavity we

succeeded in lasing at this wavelength range. It is worth noting that, at low temperature, maximum gain occurs at 992 nm. This means an ultra low quantum defect of about 1.1 % is naturally possible (without dichroic mirror). In the present experiment, however, due to the characteristics of the dichroic input mirror, the natural laser wavelength was 1034 nm. Nevertheless 992 nm laser operation has been demonstrated for the first time despite the high losses of the dichroic mirror.

In conclusion, we have presented the first laser operation of a singly doped Yb:CaF₂ at cryogenic temperature and high power level. The laser shows very interesting properties: a laser efficiency up to 70 %, an output power approaching 100 W, a small signal gain exceeding 3, a laser wavelength tunability compatible with femtosecond pulse amplification and a maximum gain at 992 nm. Concerning the potential of Yb:CaF₂ for efficient high-power and short-pulse cryogenic amplifiers, one of the issues may concern the strong absorption saturation obtained with a 2.2-%Yb-doped and 5 mm long single crystal. To overcome this problem, different options can be explored, but each of them requires trade-offs. A first trade off can be found between gain and energy storage: a wider pump spot will lead to better absorption but lower gain. Second, longer or but more heavily doped crystals can be used, but a longer crystal requires a better quality (lower beam divergence) pump diode, and a more heavily doped one will lead to a decreased thermal conductivity (down to 17 W/m/K for a 5 % doped crystal for example), then to increased thermal limitations. Nevertheless, short pulse amplification could be foreseen with high efficiency in regard of these possible trade offs. Moreover, as the width of the emission spectrum of Yb:CaF₂ at 77 K is not so significantly affected compared to room temperature, high-gain and short-pulse amplification should be readily achieved.

- [1] V. Petit, J. L. Doualan, P. Camy, V. Menard, and R. Moncorgé, "CW and tunable laser operation of Yb³⁺ doped CaF₂," *Appl. Phys. B* **78**, 681-684 (2004).
- [2] M. Siebold, S. Bock, U. Schramm, B. Xu, J. L. Doualan, P. Camy, and R. Moncorgé, "Yb:CaF₂ — a new old laser crystal," *Appl. Phys. B* **97**(2), 327-338 (2009).
- [3] M. Siebold, M. Hornung, R. Boedefeld, S. Podleska, S. Klingebiel, C. Wandt, F. Krausz, S. Karsch, R. Uecker, A. Jochmann, J. Hein, and M. C. Kaluza, "Terawatt diode-pumped Yb:CaF₂ laser," *Opt. Lett.* **33**(23), 2770-2772 (2008).
- [4] F. Friebe, F. Druon, J. Boudeile, D. N. Papadopoulos, M. Hanna, P. Georges, P. Camy, J. L. Doualan, A. Benayad, R. Moncorgé, C. Cassagne, and G. Boudebs, "Diode-pumped 99 fs Yb:CaF₂ oscillator," *Opt. Lett.* **34**(9), 1474-1476 (2009).
- [5] J. Boudeile, J. Didierjean, P. Camy, J. L. Doualan, A. Benayad, V. Ménard, R. Moncorgé, F. Druon, F. Balembois, and P. Georges, "Thermal behaviour of ytterbium-doped fluorite crystals under high power pumping," *Opt. Express* **16**, 10098-10109 (2008).
- [6] T.Y. Fan, D.J. Ripin, R.L. Aggarwal, J.R. Ochoa, B. Chann, M. Tilleman, J. Spitzberg, "Cryogenic Yb³⁺-Doped Solid-State Lasers," *IEEE Sel. Top. in Quant. Electron.* **3**, 448-459 (2007).
- [7] A. Pugžlys, G. Andriukaitis, D. Sidorov, A. Irshad, A. Baltuška, W. J. Lai, P.B. Phua, L. Su, J. Xu, H. Li, R. Li, S. Ališauskas, A. Marcinkevicius, M. E. Fermann, L. Giniunas, R. Danielius "Spectroscopy and lasing of cryogenically cooled Yb,Na:CaF₂," *Appl. Phys. B.* **97**(2), 339-350 (2009).
- [8] G. A. Slack, "Thermal Conductivity of CaF₂, MnF₂, CoF₂, and ZnF₂ Crystals" *Phys. Rev.* **122**, 1451-1461 (1961).
- [9] R. Gaumé, B. Vienna, D. Vivien, J. P. Roger, and D. Fournier, "A simple model for the prediction of thermal conductivity in pure and doped in saluting crystals," *Appl. Phys. Lett.* **83**, 1355-1357 (2003).

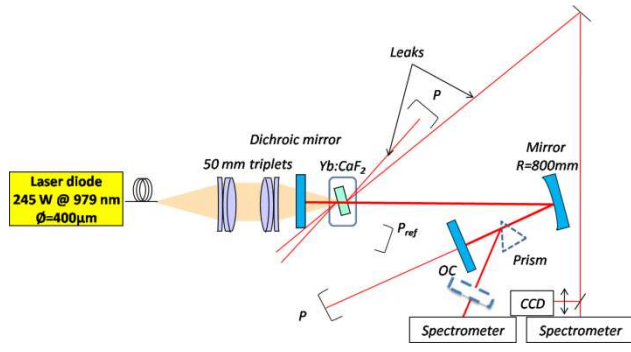
[10] A. Pirri, D. Alderighi, G. Toci, M. Vannini, M. Nikl, H. Sato, "Direct comparison of $\text{Yb}^{3+}:\text{CaF}_2$ and heavily doped $\text{Yb}^{3+}:\text{YLF}$ as laser media at room temperature," *Opt. Express* **17**, 18312-18319 (2009).

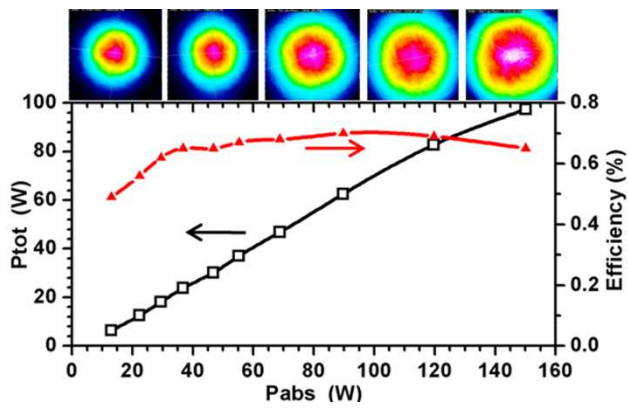
Fig. 1. Absorption and emission cross-section spectra of Yb:CaF₂ at different temperatures.

Fig. 2. Laser experimental setup (OC: Output Coupler).

Fig. 3. Laser output power and laser efficiency versus absorbed pump power and corresponding beam profiles (at 1034 nm).

Fig. 4. Comparison between experimental laser tunability (red curve) and gain cross section at 100 K (blue curve).





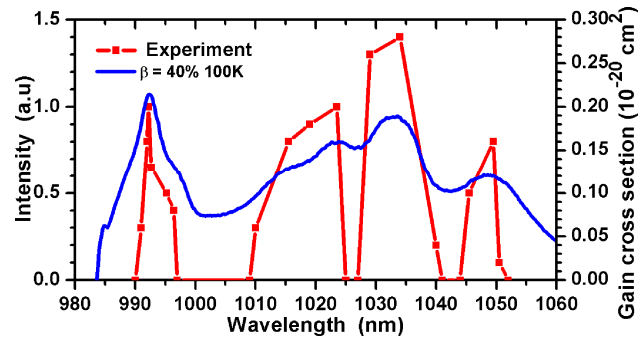


Table 1. Laser performance for different output couplers.

OC (%)	OC + leaks	P_{abs} (W)	P_{OC} (W)	P_{leak} (W)	P_{tot} (W)	$\frac{P_{tot}}{P_{abs}}$ (%)
10	23.6	150	35.7	15.4	97.3	65
20	32.1	135	44	8.2	76.8	57
30	40.5	132	42	4.6	60.4	46
50	57.5	96	21	1.6	27.4	29
60.6	66.6	73	3.5	0.2	4.3	6